



Powerful performance with  
the elite blade & bladeVT



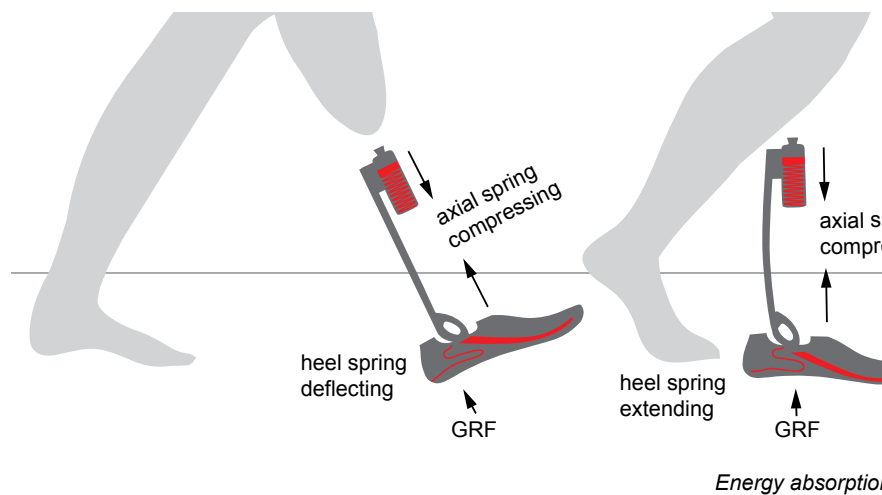
endolite

# elite blade & bladeVT



## Endolite energy management system:

The synergy between the heel, toe and optional VT spring elements maximises the energy transfer in forward progression for a smooth and efficient overall performance.



Energy absorption

The elite blade optimises speed, power and agility, thanks to its lightweight construction. The design minimises distal mass to reduce pistoning at the socket interface.

The addition of the optional VT unit provides active axial compression and torque absorption to cushion the body against shock forces. This reduces shear stresses at the socket interface and the foot moves fluidly during sharp turns and direction changes.

Underlying the dynamic action of the elite bladeVT is the Endolite Energy Management System, where loads and bending moments generated during motion are stored as elastic strain energy in the toe, heel and axial springs. This energy is returned at toe-off for energy efficient propulsion.

## The blade

The elite blade is available with male or female top housings which provide AP shift, tilt and rotational alignment in a slim-line housing for socket or knee attachment.



539601



539602

## The VT

A high-spec titanium coil spring offers integrated shock absorption and rotation that moves with the body. The energy retained during compression of the spring is released for optimal toe-off propulsion.

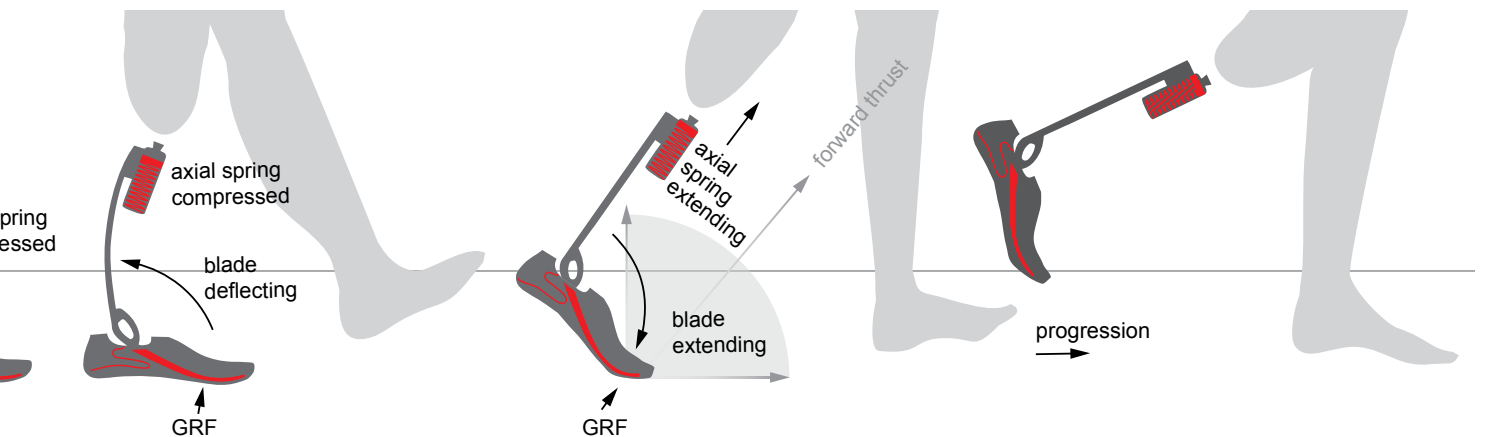
The VT fitting clamp allows safe set up in the clinic to establish optimal blade length for walking and running before cutting to length.



VT Clamp

## Prescription

Blade + VT for superior shock absorption, energy return and performance power  
 Blade + Top Housing for flexibility, lightest weight and agile response



Initial phase

Simultaneous energy release



# elite blade & bladeVT



VT



WATERPROOF  
(blade only)



## SPECIFICATIONS

Max. user weight:	166kg
Activity level:	3-4
Max rotation:	+/-15deg
Size range:	24cm-30cm
Component weight:	580g <sup>†</sup>
Component weight (VT):	1030g <sup>†</sup>
Build height:	200mm - 365mm (min - max)
Build height VTM:	215mm - 380mm (min - max)
Build height VTF:	233mm - 398mm (min - max)
Heel height:	10mm

## ORDER EXAMPLE

EB

25L 5 +  
Side Spring  
size set

Top  
housing

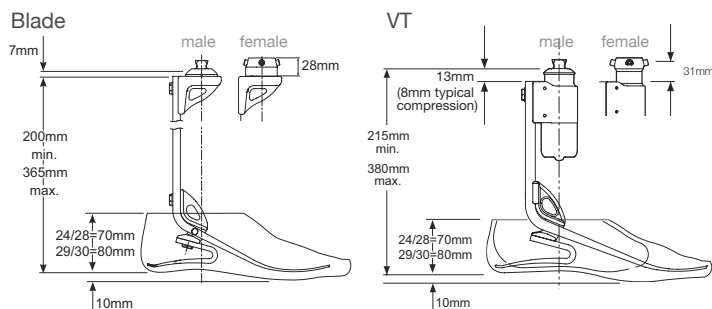
VT spring selections:

	male	female
(	VTM1 or	VTF1
	VTM2	VTF2
	VTM3	VTF3
	VTM4	VTF4
)		

For dark tone add suffix D.

Foot example: echelon, size 25 left, spring rating 5

## BUILD HEIGHT



## TOOLS

Cutting/drill & fitting jig

Blade	941255
VT	941256

## ACCESSORIES

Foot shell cover	539087
Top housing male	539601
Top housing female	539602

Low	Daily walking and occasional sports such as golf and hiking	Impact	User Weight										Foot spring set
			Activity	44-52	53-59	60-68	69-77	78-88	89-100	101-116	117-130	131-147	
Mod	Aggressive walking, frequent or daily sports such as jogging		100-115	116-130	131-150	151-170	171-195	196-220	221-255	256-285	286-325	326-365 lbs	
High	Daily activities such as distance running, climbing, lifting and carrying heavy objects for vocational purposes	Low 3	1	1	2	3	4	5	6	7	8	9	
		Mod 4	1	2	3	4	5	6	7	8	9		
		High 4	2	3	4	5	6	7	8	9			
			♣		♣		♣		♣				
			1		2		3		4				

Spring set recommendations are for trans-tibial users. For trans-femoral use we suggest selecting a spring set one level lower.

♣ Axial shock rate spring indicated as shown  
◀ Axial shock spring

<sup>†</sup>Component weight shown is for a size 26cm without footshell



endolite.co.uk



endolite

Endolite is part of the Blatchford Group. Chas A Blatchford & Sons Ltd, Unit D, Antura, Kingsland Business Park, Basingstoke, RG24 8PZ, UK  
Tel: +44 (0) 1256 316600, Fax: +44 (0) 1256 316710, Email: sales@blatchford.co.uk



An annual visual inspection is recommended. Check for visual defects that may affect proper function. Maintenance must be carried out by competent personnel.