

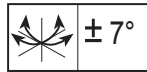
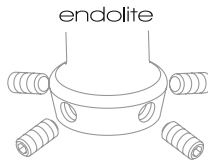


endolite

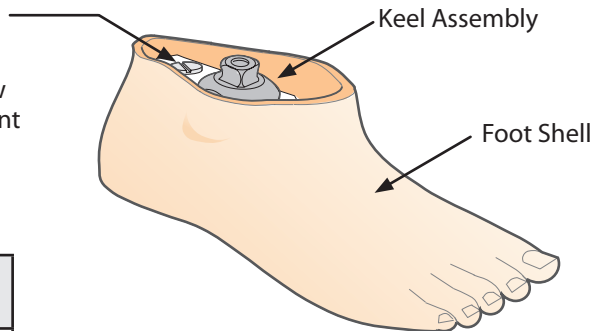
get busy living

Senior Foot

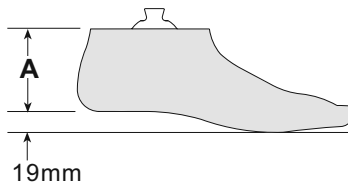
SNR22L - SNR28R



Attachment Screw
NOT for adjustment

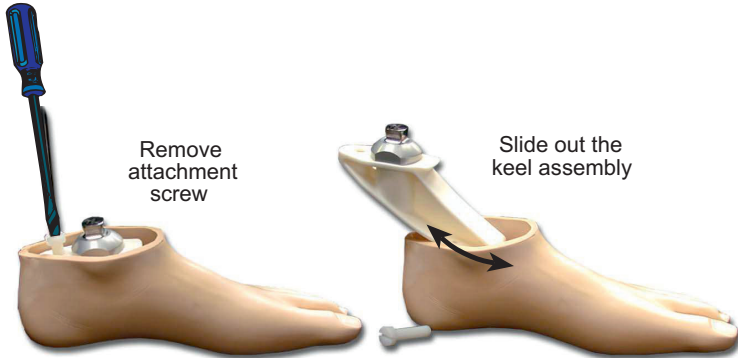


Size cm	A
22	70mm
23	
24	
25	75mm
26	
27	80mm
28	



Instructions for Use

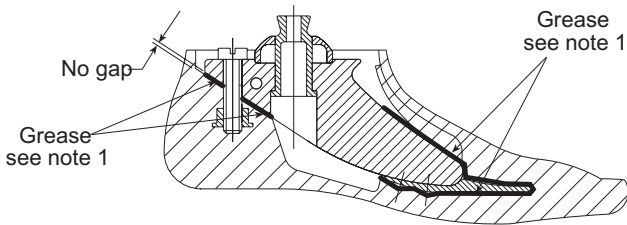
To change footshell



Re-assemble in reverse order

Notes:

1. Before refitting shell, apply grease (sachet 928016) to all faces and edges of the keel assembly that come into contact with the inside of the foot shell (use protective gloves).
2. Press keel firmly against foot shell until there is no gap between them. Tighten screw until screw head is seated on keel then tighten a further $\frac{1}{8}$ to $\frac{1}{4}$ turn.



Cosmetic Interface



Head Office

Chas A Blatchford & Sons Ltd
Unit D Antura
Kingsland Business Park
Basingstoke
Hampshire, RG24 8PZ
United Kingdom
Tel: +44 (0) 1256 316600
Fax: +44 (0) 1256 316710
Email: sales@blatchford.co.uk
www.endolite.co.uk



938163/07-0514