

New!

California® Catalina™ CUSTOM FIT 631/637

The California Custom Fit Spinal Orthosis restricts motion while providing effective compression for relief of lower back pain throughout the rehabilitation process.

Key Benefits

- Custom individualized design allows personalized fit by the Orthotist
- No cut cord design allows for adjustments throughout term of wear
- Lightweight and comfortable for optimal patient compliance and superior support
- Breathable Coolfoam material wicks away moisture
- Simple to don and doff
- Overlap closure for either right or left configuration
- Rigid lateral panels can be trimmed, customized, or removed to accommodate torso asymmetry

Indications

- Post-operative laproscopic disk replacement
- Mechanical back pain associated with activities of daily living
- Post-operative IDET procedures (Intradiscal Electrothermal Annuloplasty)
- Mechanical back pain associated with activities of daily living
- Post-operative lumbar laminectomy
- Chronic low back pain
- Post-operative spinal fusion
- Acute/Chronic low back pain
- Post-operative support
- When spinal control of extension and flexion is desired/required (637)



PDAC APPROVED—HCPCS Codes
L0637/L0650, L0631/L0648

New!

California® Catalina™ CUSTOM FIT 627

Key Benefits


- Standard size fits most patients and allows easy circumferential adjustment for waists up to 50"
- Custom individualized design allows personalized fit by the Orthotist
- No-cut cord pull-tab design allows for adjustments throughout term of wear
- Lightweight and comfortable for optimal patient compliance and superior support
- Breathable Coolfoam material wicks away moisture
- Simple to don and doff
- Overlap closure for either right or left configuration

Indications

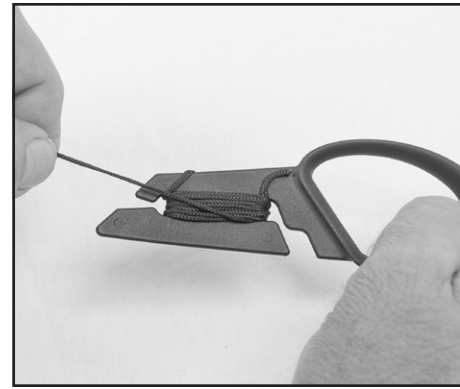
- Mechanical Low Back Pain
- Spondylosis/Spondylolisthesis
- Chronic Lumbar Instability
- Herniated Lumbar Disc
- Degenerative Disc Disease
- Chronic Back Pain
- Stenosis
- Post-Operative Rehabilitation

**PDAC APPROVED—HCPCS Codes
L0627/L0642**





Adjustable, fits 28"–66" waists without cutting



No-cut adjustable length pull-tabs



637 model contains rigid lateral panels which provide superior lateral and posterior support



Two-pull compound closure system

California® Catalina™ Custom Fit 631/637

Size	Waist Size	Fits Waists	631 Model #	637 Model #
Standard	XS	< 28"*		
	SM	28–32"		
	MD	32–38"	3387.631.01	3387.637.01
	LG	38–44"		
	XL	44–50"		
Extended	2XL	50–56"		
	3XL	56–62"	3387.631.02	3387.637.02
	4XL	62–66"		

Extended Lateral Pad Kit—Model # 3387.03
(Converts a standard into an extended model)

*Requires minor cutting.

California® Catalina™ Custom Fit 627

Complete Orthosis	Model #	Waist Circ.
Standard	3387.627.01	Less than 50"
Extended	3387.627.02	Greater than 50"

Extended Lateral Pad Kit—Model # 3387.03
(Converts a standard into an extended model)

The California® Catalina™ Orthosis is easy-to-fit and simple for the patient to don and doff. The orthosis limits motion and provides effective compression for the relief of lower back pain — making it ideal throughout rehabilitation.

california®
SOFT SPINAL SYSTEM

The Catalina 631 and 637 both deliver effective compression to the region of pain localizing the patient's therapy while maintaining comfort for the patient. The Catalina 637 also contains rigid side panels which provide additional lateral support. The lightweight and low profile design of the CA Catalina product line allows for individuals to continue normal daily activities without impingement and interference from the orthosis.

631/637 Indications

- Post-operative laproscopic disk replacement
- Post-operative IDET procedures (Intradiscal Electrothermal Annuloplasty)
- Post-operative lumbar laminectomy
- Post-operative spinal fusion
- Chronic low back pain
- Mechanical back pain with activities of daily living
- When spinal control of extension and flexion is desired/required



Size	Fits Waists	CA Catalina 631	CA Catalina 637
XS-SM	22"-30"	3386.631.01	3386.637.01
MD	30"-38"	3386.631.02	3386.637.02
LG	38"-46"	3386.631.03	3386.637.03
XL/2X	46"-54"	3386.631.04	3386.637.04
3X/4X	54"-62"	3386.631.05	3386.637.05



637 Rigid Lateral Frame/Panel



631



637

L0631 & L0637
Approved



The California® Ventura™ Spinal Brace is easy-to-fit and simple for the patient to don and doff. The orthosis provides controlled levels of stability by featuring easily removable rigid plastic components—making it ideal throughout rehabilitation.

Indications

- Post-operative laproscopic disk replacement
- Post-operative IDET procedures (Intradiscal Electrothermal Annuloplasty)
- Post-operative lumbar laminectomy
- Post-operative spinal fusion
- Chronic low back pain
- Mechanical back pain with activities of daily living
- When spinal control of extension and flexion is desired/required



L0626, L0627, L0631, L0637 approved

COMPLETE ORTHOSIS

Size	Fits Waists	Ventura 626	Ventura 627	Ventura 631	Ventura 637
XS	26"-31"	3259.626	3259.627	3259.631	3259.637
SM	31"-36"	3260.626	3260.627	3260.631	3260.637
MD	36"-41"	3261.626	3261.627	3261.631	3261.637
LG	41"-46"	3262.626	3262.627	3262.631	3262.637
XL	46"-51"	3263.626	3263.627	3263.631	3263.637
2X	51"-56"	3264.626	3264.627	3264.631	3264.637
3X	56"-61"	3265.626	3265.627	3265.631	3265.637
4X	61"-66"	3266.626	3266.627	3266.631	3266.637

À LA CARTE COMPONENTS

Ventura Builds	Fits Waists	With Belt Component	ANT. PANEL	631 POST. PANEL	637 POST. PANEL
626	26"-31"	3259.626-3266.626			
627	31"-36"	3259.626-3266.626	XB10		
631	36"-41"	3259.626-3260.626	XB10	XB04	
631	41"-46"	3261.626-3262.626	XB10	XB05	
631	46"-51"	3263.626-3266.626	XB10	XB06	
637	51"-56"	3259.626-3260.626	XB10		XB07
637	56"-61"	3261.626-3262.626	XB10		XB08
637	61"-66"	3263.626-3266.626	XB10		XB09

SHELL

Posterior Height
9"
9"
14"
15½"
16½"
2"
14½"
15½"

Order and stock individual components using model numbers above.


1 Compression belts come in sizes



2 Anterior panel is one-size-fits-all



3 Pick a posterior panel



4 Have confidence when billing individual components. Refer to the chart and bill for a Complete Orthosis model number. If you fit all components used in a Complete Orthosis, you may use the orthosis's model number.

New!

Easy Trim-to-Fit Belt.



627 Posterior Panel



631 & 637 Posterior Panels

California® Laguna™ Spinal Brace—

a revolutionary addition to the California Soft Spinal System.

The Laguna is a completely modular, customizable brace that's easy-to-fit yet simple for the patient to tighten as well as don and doff. Interchangeable posterior panels conform to the curvature of the back, providing support while maximizing patient comfort and compliance. With the Laguna, you can now design a cohesive and comprehensive spinal system that satisfies the stabilization needs of any patient.

Belt Indications

- Spinal Stenosis
- Chronic Low Back Pain
- Degenerative Spinal Pathologies

Indications with Rigid Panels

- Post-operative laproscopic disk replacement
- Post-operative lumbar laminectomy
- Post-operative spinal fusion
- Mechanical back pain with activities of daily living
- When spinal control of extension and flexion is desired/required

L0626, L0627, L0631, L0637 approved

COMPLETE ORTHOSIS				À LA CARTE COMPONENTS					SHELL	
Laguna 626	Laguna 627	Laguna 631	Laguna 637	Laguna Builds	Waist/Shell Relationship	Belt	Anterior Panel	631 Posterior Panel	637 Posterior Panel	Posterior Height
XB7800				626	26"-31"	XB7800				9"
XB7803				627	31"-36"	XB7800	XB10			9"
XB7804				631	36"-41"	XB7800	XB10	XB04		14"
XB7805				631	41"-46"	XB7800	XB10	XB05		15½"
XB7806				631	46"-51"	XB7800	XB10	XB06		16½"
XB7807				637	51"-56"	XB7800	XB10		XB07	12"
XB7808				637	56"-61"	XB7800	XB10		XB08	14½"
XB7809				637	61"-66"	XB7800	XB10		XB09	15½"


Order and stock individual components using model numbers above.

1 One size fits most

2 Anterior panel is one-size-fits-all

3 Pick a posterior panel

Trimable to fit 26"-66" waists!



4 Have confidence when billing individual components. Refer to the chart and bill for a Complete Orthosis model number. If you fit all components used in a Complete Orthosis, you may use the orthosis's model number.

The pre-fabricated "Original" **California Soft Spinal Orthosis** has been designed to alleviate pain, limit undesirable motion, and provide circumferential pressure to stabilize the spine. The basic system is modular, comprising rigid components inside a soft and comfortable interface. Indicated for spinal problems between L3 and S1, a supportive, time-efficient, comfortable alternative to hard shell custom spinal systems. The orthosis can be effective for more superior spinal problems between T7 and L3, by adding either an anterior, posterior, or combined upper thoracic component. All components can be retrofitted and are modular and interchangeable. Velcro® attachable lateral stabilizing supports are also available when more control of lateral flexion and rotation is needed. The anterior and posterior ABS modular components can be heated and flared to provide a more intimate fit.

- Strapping arrangement provides easy-to-adjust compression, even for geriatric patients
- Pre-formed ABS (plastic) neutral or pendulous anterior insert panel, neutral (15°) or 0° posterior insert panels
- All components pre-drilled for retrofitting and interchangeability
- Hypoallergenic, breathable foam wicks away moisture from patient's skin for increased comfort
- Available pre-fabricated and custom-to-measurements
- Low-cut anterior panel also available
- Also available with the Orthomerica-patented compound closure system



Basic Modular Spinal Orthosis



Low-Cut Anterior Panel

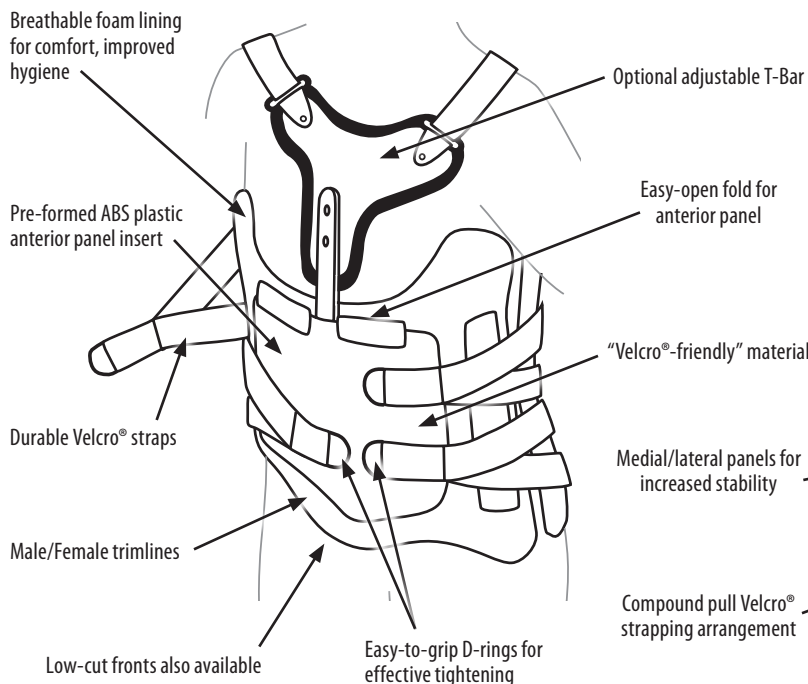


Low-Cut Shown with One-Pull Closure



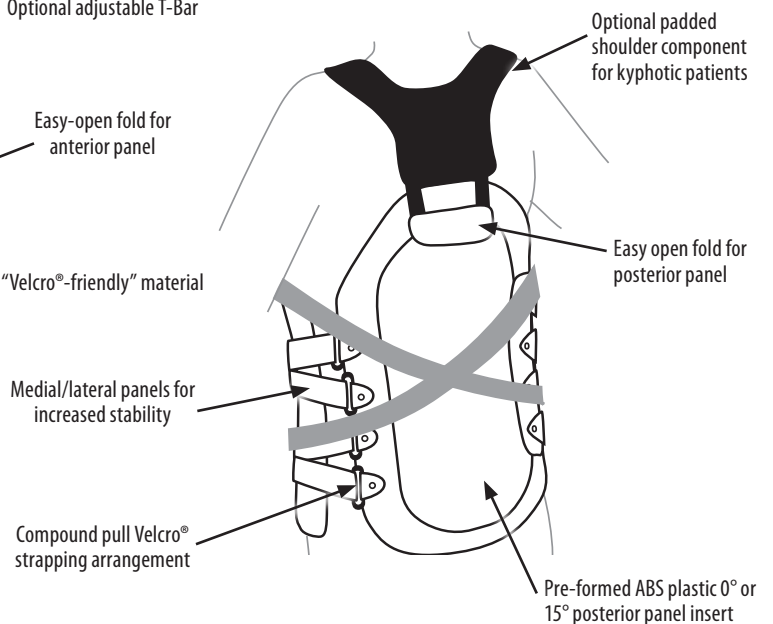
Posterior Relief

Anterior View with ATE
(Anterior Thoracic Extension)



Posterior View with PTE
(Posterior Thoracic Extension)

not to be used with PSR Posterior



LO637 approved

Men's Original California Soft Spinal Orthosis

Size	Model #			Brace Height					
	Standard	w/ Posterior Spinal Relief		Chest	Waist	Hips	Standard Anterior	Low-cut Anterior	Posterior
X-Small	3306	3360		32"-36"	28"-32"	33"-37"	10½"	8"	16½"
Small	3307	3361		34"-38"	30"-34"	35"-39"	11"	8½"	16½"
Medium	3308	3362		37"-41"	33"-37"	38"-42"	11"	9"	17½"
Large	3309	3363		39"-45"	36"-42"	40"-46"	11"	9½"	17½"
1X-Large	3310	3364		43"-49"	41"-47"	44"-50"	11"	10"	17½"
2X-Large	3311	3365		47"-53"	46"-52"	48"-54"	11½"	10"	18¼"
3X-Large	3312	3366		51"-57"	51"-57"	52"-58"	12"	10"	19¾"

Women's Original California Soft Spinal Orthosis

Size	Model #			Brace Height					
	Standard	w/ Posterior Spinal Relief		Chest	Waist	Hips	Standard Anterior	Low-cut Anterior	Posterior
X-Small	3299	3350		26"-30"	22"-26"	30"-34"	9"	6½"	15½"
Small	3300	3351		28"-32"	24"-28"	32"-36"	9½"	7"	16½"
Medium	3301	3352		31"-35"	27"-31"	35"-39"	10"	7½"	16¾"
Large	3302	3353		33"-39"	30"-36"	37"-43"	10½"	8"	17¼"
1X-Large	3303	3354		37"-43"	35"-41"	41"-47"	11"	8½"	17¾"
2X-Large	3304	3355		41"-47"	40"-46"	45"-51"	12"	8½"	18¼"
3X-Large	3305	3356		45"-51"	45"-51"	49"-55"	12½"	8½"	19¾"

Optional Components

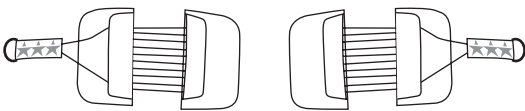
	Model #
California Compound Closure System (upgrade from CASS)	3299.28
California Posterior Thoracic Extension (PTE) not available with PSR	3299.02
California Anterior Thoracic Extension (ATE) standard	2013
. extended	2014
Shoulder Pad/Strap Kit	3299.04
Posterior Air Bladder	3299.05



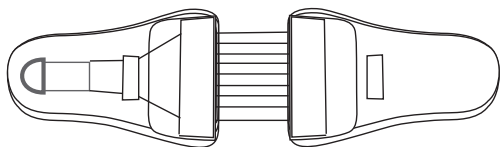
Neutral front & 15° lordosis back inserts provided unless specified otherwise. All components available separately. Note: Measurements may vary.

The **California Compound Closure System** is a unique compression mechanism available on all California Soft Spinal Systems. Its ease of application and spinal compression facilitate optimal patient compliance and independence. The strong and durable nylon strings can be adjusted in length for customized positioning for either right or left-handed patients.

Compound Closure System accommodates hip development to enhance fit and function.



Double-Pull System—2 universal right/left hand closures apply to each side for complete closure system



One-Pull System—universal right/left hand closure applies to posterior and anterior panels for complete closure system

Size	Model #	
Double-Pull System (Two modules, one system per package)		
Standard	3299.28	Fits Men's X-Small to Small Fits Women's X-Small to Large
Large	3299.28L	Fits Men's Medium and larger Fits Women's X-Large and larger
One-Pull System (One complete system per package)		
X-Small	3299.40	Fits X-Small California Spinal System
Small	3299.41	Fits Small California Spinal System
Medium	3299.42	Fits Medium California Spinal System
Large	3299.43	Fits Large California Spinal System
X-Large	3299.44	Fits X-Large California Spinal System
2X-Large	3299.45	Fits 2X-Large California Spinal System
3X-Large	3299.46	Fits 3X-Large California Spinal System
4X-Large	3299.47	Fits 4X-Large California Spinal System

California® Mid Profile™ New laproscopic surgical techniques and innovative rehabilitation programs are changing the orthopaedic management of spine disorders. Since these procedures have become less invasive and create less soft tissue disruption, there is a need for new orthotic management to complement the spinal treatment program. The Mid-Profile Orthosis provides stability and control only where it is indicated in order to reduce spinal muscle atrophy and deconditioning.

Features

- Patented compound closure system provides patient-regulated compression to supplement abdominal musculature
- Coolfoam™ liner provides a comfortable patient interface
- Thermoplastic posterior component extends to T9 and provides total contact over the paraspinal muscles
- Anterior panel includes a pocket with an internal thermoplastic shell to provide abdominal support and control motion
- Thermoplastic components can be removed during the rehabilitation phase so the patient can strengthen abdominal and back muscles within a safe range of motion

Indications

- Post-operative laproscopic disk replacement
- Post-operative IDET procedures (Intradiscal Electrothermal Annuloplasty)
- Post-operative lumbar laminectomy
- Post-operative spinal fusion
- Chronic low back pain
- Mechanical back pain with activities of daily living
- When spinal control of extension and flexion is desired/required

Size	Model #	Waist Circ	Anterior Panel		Posterior Panel
			Height	Width	Height
X-Small	3239	25"-30"	8"	10 ³ / ₈ "	12"
Small	3240	30"-35"	8 ⁵ / ₈ "	14 ¹ / ₄ "	12"
Medium	3241	35"-40"	9"	18"	12"
Large	3242	40"-45"	9 ⁵ / ₈ "	22"	13 ¹ / ₂ "
X-Large	3243	45"-50"	10"	24"	13 ¹ / ₂ "
2X-Large	3244	50"-55"	10"	26"	13 ¹ / ₂ "
3X-Large	3245	55"-60"	10"	27 ³ / ₄ "	13 ¹ / ₂ "



California® CEO™—Cruciform Extension Orthosis

This spinal hyperextension orthosis is specifically designed to extend the thoracic spine, prevent forward flexion and limit rotation. The patented compound closure system provides excellent low back support, additional comfort and adjustable relief. Effective stabilization allows patients to resume activities of daily living and reduces the tendency for deconditioning secondary to inactivity.

Key Benefits

- Increases thoracic extension
- Lightweight, low-profile design fits under clothing
- Compound closure adjusts for right or left pull-tab operation
- Sternal relief Anterior Thoracic Extension (ATE) provides total contact in the pectoral grooves and reduces pressure on the sternum
- Hinged pubic pad enhances comfort and patient compliance
- Easy-to-fit and apply
- Standard California closure attaches to anterior plastic shell
- Patient adjustable compression
- Two center bar slots allow 9 cm height adjustment at each end
- Immediate fitting for acute compression fractures

Indications

- Stable compression fractures between T-7 and L-2
- Patients with flexible thoracic kyphosis
- Need for thoracic extension to correct flexed posture
- Thoracic instability and fractures accompanied by low back pain
- Need for extension or hyperextension to promote spinal alignment and reduce pain

Configuration	Model #*	Vertical Bar Adjustment Range	Waist Size
X-Small	3380	12½"–19½"	25"–30"
Small/Medium	3381	12½"–19½"	30"–40"
Large/X-Large	3382	12½"–19½"	40"–50"
2X-Large	3383	12½"–19½"	50"–55"

For an extended vertical bar adjustment range of 15½"–22½" add suffix **.01**, (i.e., 3380.01).

*If you stock Plug-n-Play components, different part numbers will apply.





California® ECO™—Extension Compression

Orthosis was developed to comfortably extend the thoracic spine and unweight the wedged vertebral body in order to promote healing and pain relief. The ECO stabilizes the pelvis and lumbar spine to ease pain. Effective for individuals with Osteoporosis, vertebral compression fractures, thoracic strains, and debilitating Kyphosis.

The ECO is as simple to apply as a backpack or jacket, with easy-to-reach self-adjusting and padded shoulder straps. The metal spinal frame can be easily contoured to the patient's thoracic and lumbar spine.

Features

- Patented California Compression abdominal component, made of cool, breathable mesh provides cinching mechanical advantage
- Detachable abdominal component can be used independently of remaining system to provide a functional lumbar spinal orthosis
- Durable, one-pull compound closure provides patient adjustable compression
- Patient-controlled shoulder extension improves compliance and tolerance
- Non-twisting strap design makes application easy for elderly individuals with limited shoulder mobility
- Requires no tools for fitting procedure
- Padded shoulder straps loosen without completely unfastening in order to facilitate simple reapplication
- Contourable aluminum "spine" is lined with CoolFoam™ and extends from the thoracic area to the sacrococcygeal junction

Indications

- Thoracic compression fractures
- Kyphosis
- Early through late stages of osteoporosis
- Strain in upper thoracic spine due to sustained positioning at keyboard or other repetitive tasks
- Acute pain relieved by thoracic extension

Size	Model #		
	Standard	Tall	Waist Circ.
X-Small	3253	3273	25"-30"
Small	3254	3274	30"-35"
Medium	3255	3275	35"-40"
Large	3256	3276	40"-45"
X-Large	3257	3277	45"-50"



The height of the posterior aluminum spine on the standard model is 16½" and the tall model is 18½". The tall size is usually indicated for patients 5'9" and taller. The anterior height is approximately 7".

The **California CPO—Chairback Mid-Profile Orthosis** was created in response to minimally invasive spine procedures requiring specific stabilization and control of spine segments rather than rigid control of the entire spine. The posterior Chairback shell limits lower thoracic and lumbar spinal extension while providing a foundation for the patented compound closure system. The xiphoid-height mid-profile anterior panel allows limited forward flexion—an acceptable motion particularly in some anterior spine procedures. The compound closure allows precise anterior/posterior control with patient-controlled compression.

Features

- ABS Anterior Panel
- ABS Posterior Chairback Shell
- Coolfoam lines all plastic components
- Patient-controlled compression to relieve pain and provide stability
- Orthosis blocks undesirable motion to avoid interference in daily living activities
- Patented compound closure is simple for patients to don/doff
- Orthosis can be transformed into an LS orthopaedic grade corset by removing rigid components

Indications

- Stabilization following:
 - Laminectomy
 - Anterior laproscopic fusion
 - Single or multiple level posterior spinal fusion
 - IDET procedures
 - Disc replacement
- Spondylolisthesis
- Spinal Stenosis
- Trauma
- Chronic low back pain
- Activity-specific back pain



Size	Model #	Waist Circ.	Ant Ht.	Post Ht.
X-Small	2649	25"-30"	6¼"	13¾"
Small	2650	30"-35"	8"	14"
Medium	2651	35"-40"	9¼"	14½"
Large	2652	40"-45"	9¼"	14¾"
X-Large	2653	45"-50"	10"	15"
2X-Large	2654	50"-55"	10"	15"
3X-Large	2655	55"-60"	10"	15"

California® LOMBAR™ Lightweight Osteoporosis Mobility

Brace for Active Rehabilitation The new LOMBAR is a streamlined, low-profile customizable orthosis that promotes thoracic extension through targeted vertebral separation. The “aluminum spine” provides strength while conforming intimately to the patient’s body to provide stability and pain relief. The apron front closes with hook and loop Velcro® via dual pull tabs with finger pockets for easily controllable, adjustable abdominal compression. This lightweight and low-profile design allows individuals to continue normal daily activities without impingement and interference from the orthosis.

Features

- Soft CoolFoam™ liner
- Patient-controlled thoracic extension straps
- Aluminum posterior frame allows precise contouring to the patient’s anatomy
- Finger pocket compression tabs facilitate independent donning
- Superior lateral control

Indications

- Thoracic pain/instability
- Thoracic compression fractures
- Early stages of Osteoporosis
- Acute and chronic pain relieved by thoracic extension
- Post-operative support
- Kyphosis
- Spinal Stenosis

	Model #	Height	Posterior Height
Standard	3285	Patients up to 5'9"	16½"
Tall	3286	Patients 5'9" or taller	18½"

Can accommodate up to 55" waist only.



STOCK SPINAL ORTHOSES

YOUR SOLUTION for
**5pm Friday
& Weekend**
patients.

Stock Spinal LSO/TLSO fits
75% of Adult Patient
Population



Bivalve LSO with Corset Front and PSR (Posterior Spinal Relief) Back



Bivalve TLSO with ATE (Anterior Thoracic Extension)



California Soft Spinal Front TLSO with ATE

Features and Benefits

Keep inventory in your office for same day fitting

Initial stocking order of six or more braces receives discount

Have inventory on hand for late night/weekend fittings

Can reduce the need for 24-hour hospital stays

Save cost of overnight shipping

Braces are finished and ready to fit

Twelve sizes—six male, six female (XS-XXL) in neutral or P.A. fronts in 0° or 15° lordosis

Available as an LSO, without ATE

Extended ATE available

Standard Materials

$\frac{5}{32}$ " Mod Natural Polyeth

$\frac{3}{16}$ " Aliplast™, Volara®

Adjustable 1½" Dacron Straps with Chicago Screws

Straps Anterior

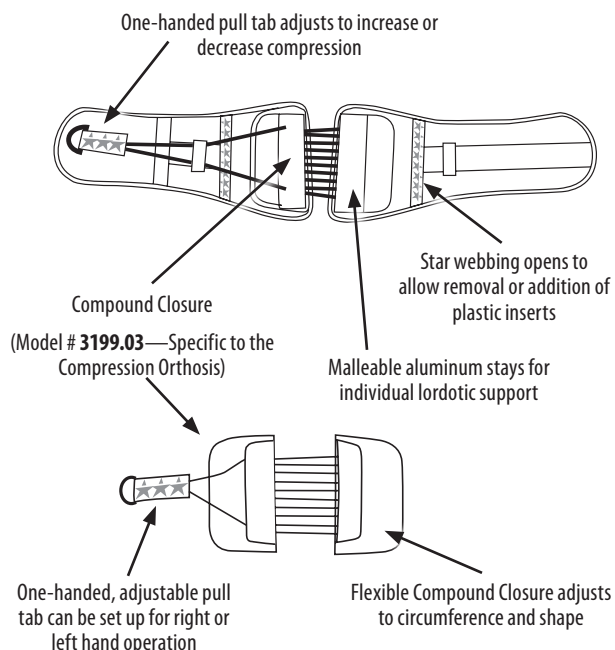
Extended Chafes

Download order forms at:
www.orthomerica.com/forms

California® Compression Orthosis is a low-profile lumbar orthosis that provides maximum abdominal support with one easy pull. Its one-handed compression pull tab makes application simple and quick. Breathable, comfortable mesh fabric minimizes heat buildup common with other spinal orthoses.

Indications include acute and chronic low back pain, spondylolisthesis and post-op low lumbar laminectomy. Its lightweight construction is optimal for patients requiring support for everyday activities such as lifting, long periods of standing, work related motions, golf and gardening.

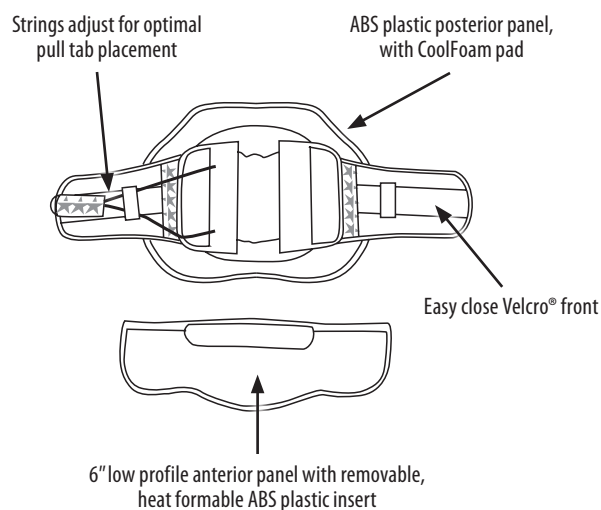
Size	Model #		Waist Circ.
	8" Belt	10" Belt	
X-Small	3199	3209	25"-30"
Small	3200	3210	30"-35"
Medium	3201	3211	35"-40"
Large	3202	3212	40"-45"
1X-Large	3203	3213	45"-50"
2X-Large	3204	3214	50"-55"
3X-Large	3205	3215	55"-60"
4X-Large	3206	3216	60"-65"



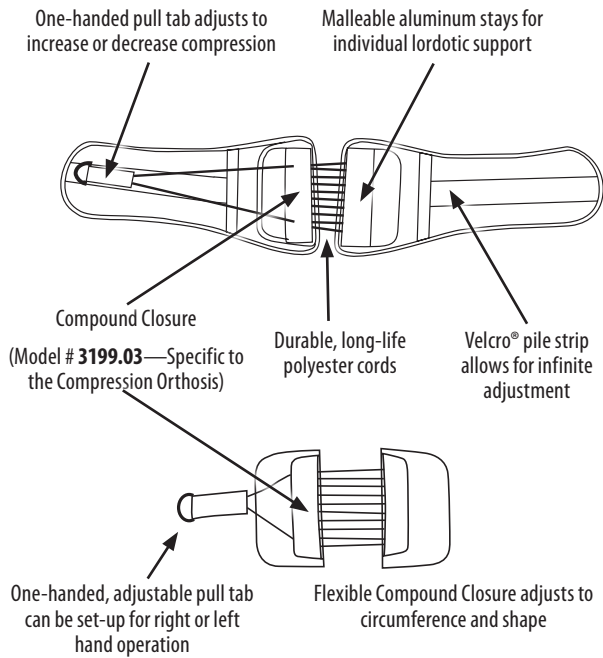
California® Low Profile Orthosis is a totally modular spinal system that provides stability and abdominal support without compromising respiration or interfering with activities of daily living. The compound closure system is adjustable for both circumference and waist/hip development. This orthosis is symmetrically shaped and represents a solution to one of the most difficult problems in spinal bracing—superior migration.

Indications include acute and chronic low back pain, post-operative support, and activity-related low back pain. It can be effective for patients that have problems tolerating xiphoid height spinal systems, e.g., obese patients, those with a short stature, women in late pregnancy and patients with respiratory problems.

Size	Model #	Waist Circ.	Posterior Shell Height	Posterior Pad Height
X-Small	3289	25"-30"	8"	10½"
Small	3290	30"-35"	9"	11½"
Medium	3291	35"-40"	9"	11½"
Large	3292	40"-45"	10¼"	12¼"
1X-Large	3293	45"-50"	10¼"	12¼"
2X-Large	3294	50"-55"	11¼"	12¾"
3X-Large	3295	55"-60"	11¼"	12¾"
4X-Large	3296	60"-65"	11¼"	13"



Lightweight Construction



California® Compressor Orthosis is a lightweight, economical version of our popular California Compression Orthosis.

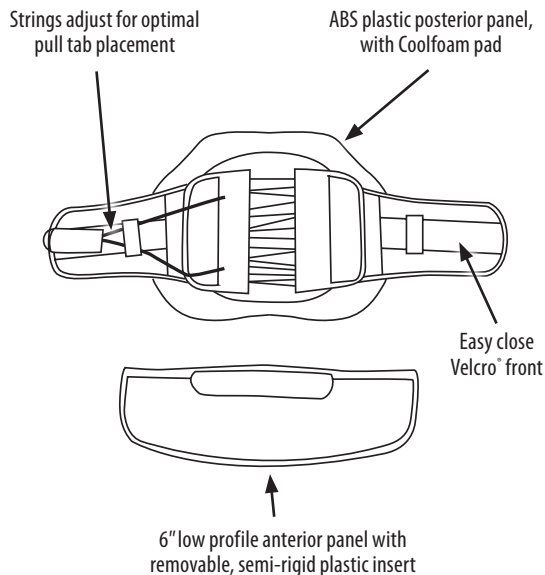
The Compressor is a low-profile lumbar orthosis that provides maximum abdominal support with one easy pull. Its one-handed compression pull tab makes application simple and quick. Breathable, comfortable mesh material minimizes heat buildup common with other spinal orthoses.

Indications include acute and chronic low back pain, spondylolisthesis and post-op low lumbar laminectomy. Its lightweight construction is optimal for patients requiring support for everyday activities such as lifting, long periods of standing, work related motions, golf and gardening.

Size	Model #		Waist Circ.
	8"	10"	
X-Small	3219	3229	25"-30"
Small	3220	3230	30"-35"
Medium	3221	3231	35"-40"
Large	3222	3232	40"-45"
1X-Large	3223	3233	45"-50"
2X-Large	3224	3234	50"-55"
3X-Large	3225	3235	55"-60"
4X-Large	3226	3236	60"-65"

L0626
approved

Lightweight Construction



California® Low Profile LC Orthosis is a

lightweight, economical version of our popular California Low Profile Orthosis. It is a totally modular spinal system that provides stability and abdominal support without compromising respiration or interfering with activities of daily living. The compound closure system is adjustable for both circumference and waist/hip development. This orthosis is symmetrically shaped and represents a solution to one of the most difficult problems in spinal bracing—superior migration.

Indications include acute and chronic low back pain, post-operative support, and activity-related low back pain. It can be effective for patients that have problems tolerating xiphoid height spinal systems, e.g., obese patients, those with a short stature, women in late pregnancy and patients with respiratory problems.

Size	Model #	Waist Circ.	Posterior Shell Height	Posterior Pad Height
X-Small	3289.01	25"-30"	8"	10½"
Small	3290.01	30"-35"	9"	11½"
Medium	3291.01	35"-40"	9"	11½"
Large	3292.01	40"-45"	10¼"	12¼"
1X-Large	3293.01	45"-50"	10¼"	12¼"
2X-Large	3294.01	50"-55"	11¼"	12¾"
3X-Large	3295.01	55"-60"	11¼"	12¾"
4X-Large	3296.01	60"-65"	11¼"	13"

The **California® Chairback Orthosis** is designed for comfort and stability using our patented compound closure system. This spinal orthosis is available in 7 sizes, for both men and women, with the standard Anterior Overlap design or Anterior Panel option.

The California Chairback has a posterior opening which eases pressure over the incision site, provides ventilation, and allows wound inspection without removing the orthosis. Internal plastic panels provide anterior rigidity and help block forward flexion, while the chairback portion discourages lateral flexion and excessive extension. As the patient progresses and requires less support, the plastic chairback component and internal panels can be removed to provide greater flexibility.

Indications

- Post-operative laminectomy, fusion, or intradiscal electrothermal therapy (IDET) procedure
- Chronic low back pain
- Arthritic conditions
- Spinal metastasis
- Occupational protection

Design Features

- Can be transformed into an orthopaedic grade corset as patient progresses
- Easy access to incision
- Patented compound closure
- Adjustable compression
- Easy donning and doffing
- Comfortable and washable CoolFoam™ liner

How To Order:

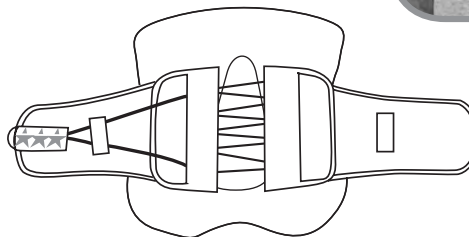
1. Select size based upon waist and hip circumference
2. Select anterior overlap or anterior panel option
3. Use the base Model # for an 10" belt or add a .02 suffix to the Model # for an 8" belt height (not available on some larger sizes)



Anterior Overlap Standard



Anterior Panel Option

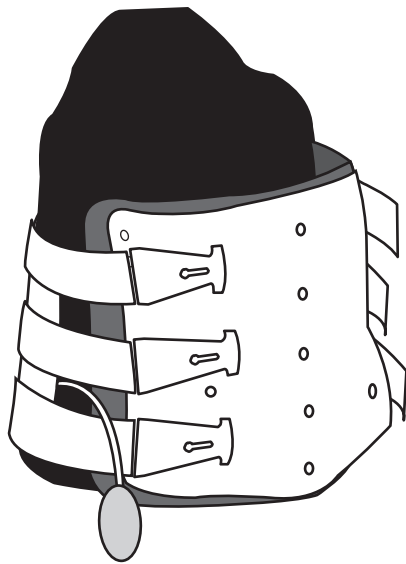


Men's Chairback Orthosis

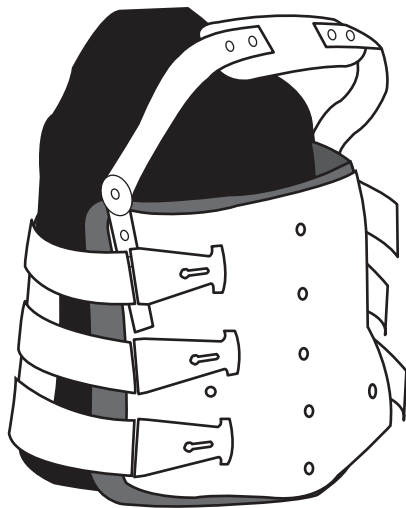
Size	Waist Circ.	Hip Circ.	Posterior Height	Anterior Overlap Model #			Optional Anterior Panel Model #		
				Standard 10" Belt	Anterior Heights		10" Belt	Anterior Heights	
					8" Belt add .02 suffix			8" Belt add .02 suffix	
X-Small	28"-32"	33"-37"	11¼"	2039	7½"	5½"	2639	8"	6"
Small	30"-34"	35"-39"	11½"	2040	8"	5½"	2640	8½"	6"
Medium	33"-37"	38"-42"	12"	2041	8"	6½"	2641	8½"	6½"
Large	36"-42"	40"-46"	12¼"	2042	8"	7"	2642	8½"	6½"
X-Large	41"-47"	44"-50"	12¼"	2043	8"	NA	2643	8½"	6½"
2X-Large	46"-52"	48"-54"	12½"	2044	8"	NA	2644	8½"	6½"
3X-Large	51"-57"	52"-58"	12½"	2045	8"	NA	2645	8½"	6½"

Women's Chairback Orthosis

X-Small	22"-26"	30"-34"	10½"	2029	7½"	5"	2629	6½"	4½"
Small	24"-28"	32"-36"	10¾"	2030	7½"	5½"	2630	7"	5"
Medium	27"-31"	35"-39"	11¼"	2031	7½"	5½"	2631	7½"	5½"
Large	30"-36"	37"-43"	11¾"	2032	8"	6½"	2632	8½"	6½"
X-Large	35"-41"	41"-47"	11¾"	2033	8"	7"	2633	8½"	6½"
2X-Large	40"-46"	45"-51"	11¾"	2034	8"	NA	2634	8½"	6½"
3X-Large	45"-51"	49"-55"	11¾"	2035	8"	NA	2635	8½"	6½"



Portable Aspirator Bulb included w/ all models



AirBack Spinal Orthosis shown with swivel mount anterior TLSO component



AirBack® Spinal System Orthomerica's unique, patented pneumatic posterior bladder spinal system enables precise fitting with pre-fabricated, custom-to-measurements, and custom-to-cast spinal shells. Unique posterior bladder design reduces pressure on the spine and avoids direct contact with the incision site when used post-operatively. Twelve bilateral air chambers offer stability and comfort for many lower back pathologies.

- Pre-fabricated from Kydex® in 5 male sizes, 5 female sizes
- Comfortable, pneumatic control for maximum support, comfort
- Adjustable bladder reduces/eliminates pressure on incision
- Perforated lightweight design
- Injection molded buckles and chafes will not break
- Options: washable liner, pendulous abdomen panels, custom-to-measurements or custom-to-cast

Men's AirBack

Size	Model #	Anterior Shell Height*	Posterior Shell Height*	Chest Circ.	Waist Circ.	Hip Circ.
X-Small	2104	8"	14½"	33"-37"	28"-32"	33"-37"
Small	2105	8¼"	15"	34"-38"	30"-34"	35"-39"
Medium	2106	8¾"	15"	35"-39"	33"-37"	38"-42"
Large	2107	9¼"	15½"	39"-43"	36"-42"	40"-44"
X-Large	2108	9¾"	16¾"	42"-46"	41"-45"	44"-48"

Women's AirBack

Size	Model #	Anterior Shell Height*	Posterior Shell Height*	Chest Circ.	Waist Circ.	Hip Circ.
X-Small	2099	7½"	13¼"	26"-30"	22"-26"	31"-35"
Small	2100	7¾"	14¼"	27"-31"	24"-28"	33"-37"
Medium	2101	8"	15"	29"-33"	26"-30"	35"-39"
Large	2102	8½"	15"	33"-37"	30"-34"	40"-44"
X-Large	2103	8¾"	15½"	36"-40"	36"-40"	42"-46"

Without pneumatic bladder: **.01 suffix** (2100.01 etc.)
 AirBack Spinal Orthosis—Custom-to-Measurements (2109)
 Polyethylene AirBack (includes bladder): **.05 suffix** (2100.05 etc.)
 Replacement liner (indicate men's or women's size) available **(2113)**
 Replacement strap kit available **(2114)**
 Replacement air bladder kit **(2111)**

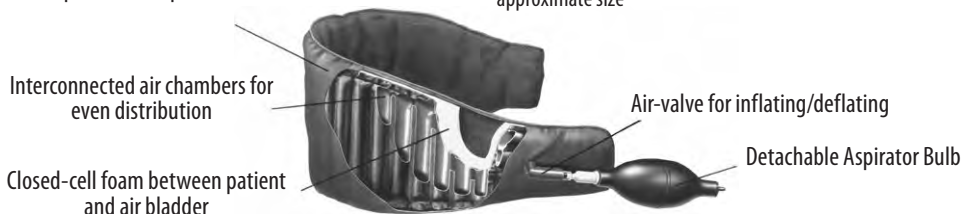
Upgrades (charges apply)

With pendulous abdomen: **.02 suffix** (2100.02 etc.)
 With anterior bladder **.03 suffix** (2100.03 etc.)
 With TLSO, swivel mount component **.04 suffix** (2100.04 etc.)
 With TLSO, T-Bar component **.04TB suffix** (2100.04TB etc.)
 With TLSO, Kydex® T-Bar component **.04KTB suffix** (2100.04KTB etc.)

Pendulous abdomen usually indicated when waist measurements are 5+ inches over measurements in chart, and chest measurements are 2+ inches, but hip measurements remain the same.

*approximate size

Empty chamber in spinal area eliminates direct pressure on spine/incision site



Interconnected air chambers for even distribution

Closed-cell foam between patient and air bladder

Air-valve for inflating/deflating

Detachable Aspirator Bulb

ATE—Anterior Thoracic Extension Orthomerica's new modular ATE interfaces seamlessly with the industry leading California® Soft Spinal System, Airback® and our other pre-fabricated spinal modules. It also easily attaches to custom bi-valve LSOs or TLSOs.

Clinically-effective

- Promotes thoracic extension
- Anatomically designed to make total contact in the pectoral grooves
- Available in two sizes to provide precise positioning for patients of any height
- Dual sliding height adjustments allow separate positioning of the pectoral pad placement and distal attachment point
- Shoulder straps facilitate thoracic extension

Comfortable

- No discomfort over the sternum
- Lightweight
- Standard 2" or optional 3" pectoral pads

Strong

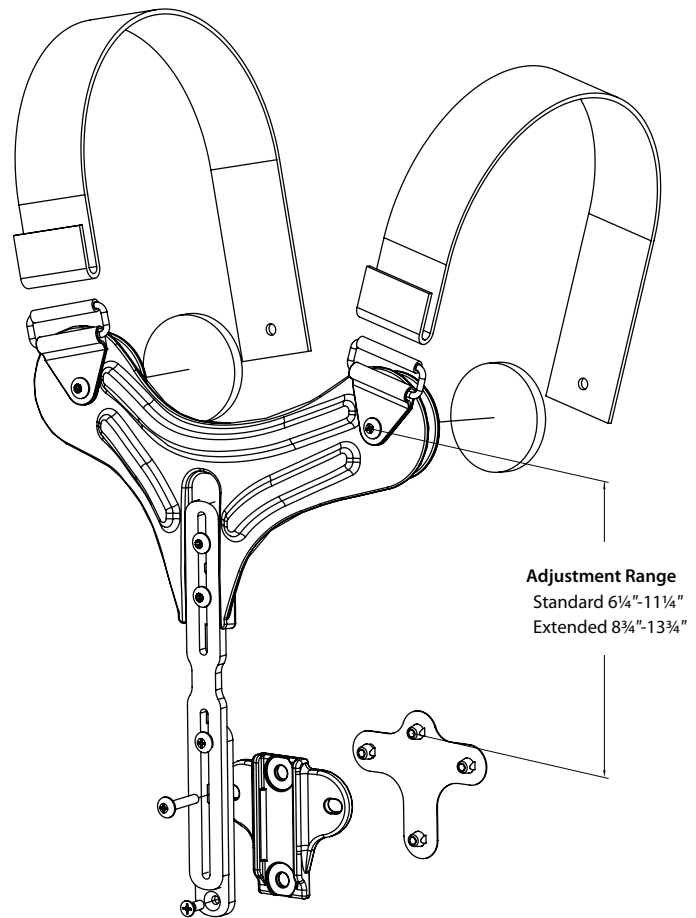
- Contourable slotted bar made from $\frac{3}{16}$ " aluminum
- ATE sternal shell can be re-contoured with heat

Easy-to-attach

- Complete attachment plate assembly included as a kit for your custom applications
- Attachment base provides strong fixation without bulk
- Height adjustments are simple using a Phillips screwdriver
- Proximal component shape allows easy contouring for a precise fit without affecting the slotted adjustment bar

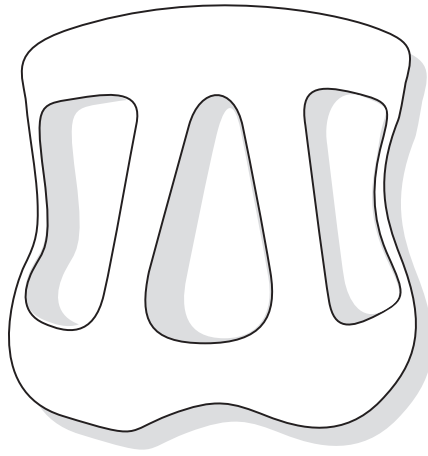
Indications for adding an ATE to a custom or pre-fabricated spinal orthosis:

- Compression fractures
- Anterior or posterior spinal fusions
- Rotational spinal control
- Osteoporosis
- Spinal Stenosis
- Disc space infections
- Spinal Metastasis
- Schuermann's Kyphosis



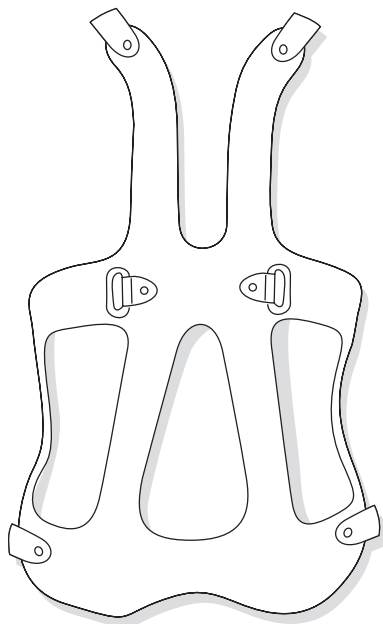
Size	Standard Model #	Hybrids
Standard	2013	2013.05
Extended	2014	2014.05

3" Pectoral Pad Option: **.03 suffix** (2013.03 etc.)



Kydex® Chairback Brace Lightweight, durable spinal orthosis helps maintain the spine in neutral alignment and permits ease of movement. Low profile brace offers excellent rigidity when worn with a snug corset front. Fills the gap between soft lumbo-sacral supports and rigid leather and metal orthoses.

Size	Model #			Hip Circ.	Pelvic Band Length	Height (coccyx notch to top of brace)
	w/o corset	w/Prelaced corset	w/Velcro® closure corset			
Small	2000	2005	2015	29"-32"	18½"	11½"
Medium	2001	2006	2016	33"-36"	20½"	12½"
Md./Large	2002	2007	2017	37"-40"	23½"	13"
Large	2003	2008	2018	41"-44"	25"	13"

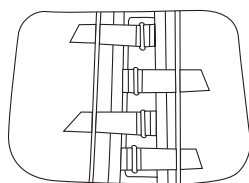


Kydex® Knight Taylor Brace Paraspinal uprights and auxiliary straps offer more stability than the chairback model. Low profile orthosis permits some freedom of movement and helps maintain the spine in a neutral position.

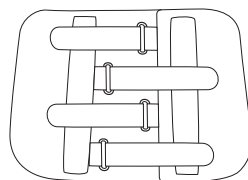
Size	Model #			Hip Circ.	Pelvic Band Length	Height (coccyx notch to top of brace)
	w/o corset	w/ prelaced corset	w/ Velcro® corset			
Small	2020	2025	2085	29"-32"	18½"	18⅜"
Medium	2021	2026	2086	33"-36"	20½"	19⅜"
Md./Large	2022	2027	2087	37"-40"	23½"	21⅜"
Large	2023	2028	2088	41"-44"	25"	21⅜"

Corset Brace Front Washable, lightweight corset front. Available with Velcro® closures to facilitate easy removal—especially important for elderly patients with limited finger strength or dexterity. Corset front is 9" tall.

- Modular corsets for preceding orthoses

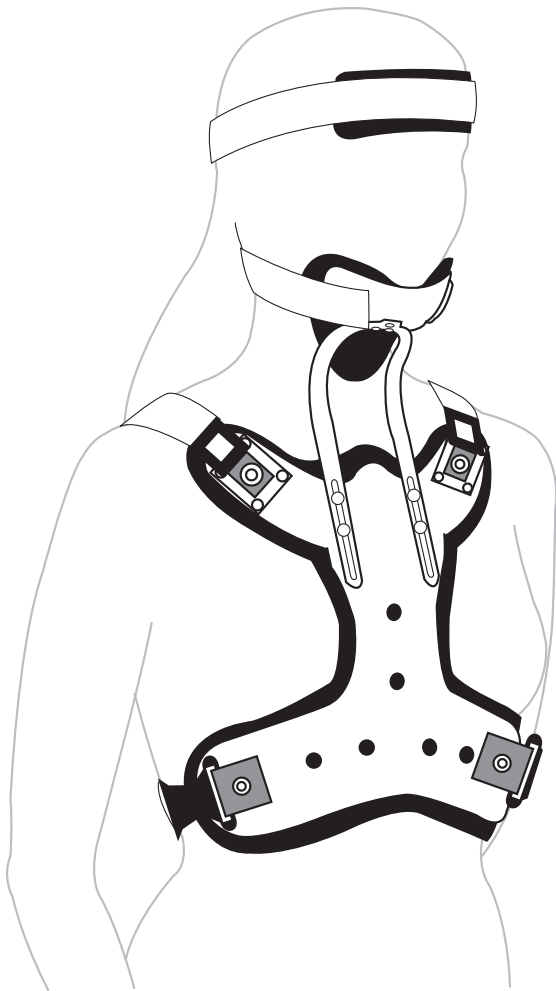


Laced Corset with metal closures (1" straps)



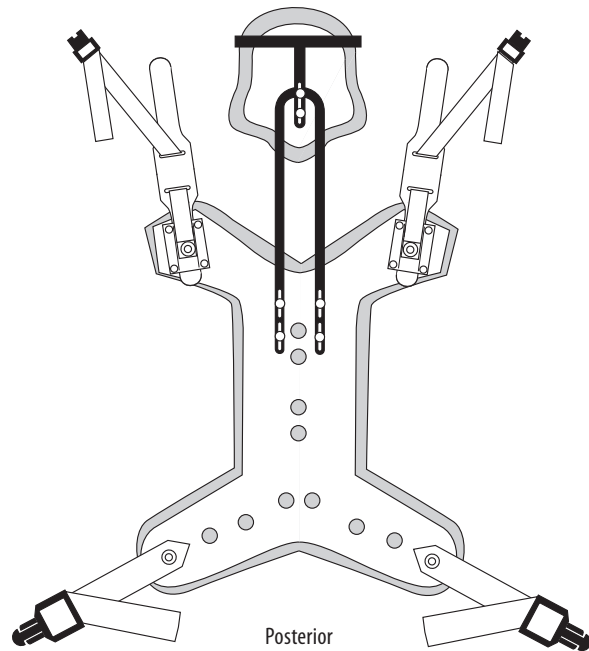
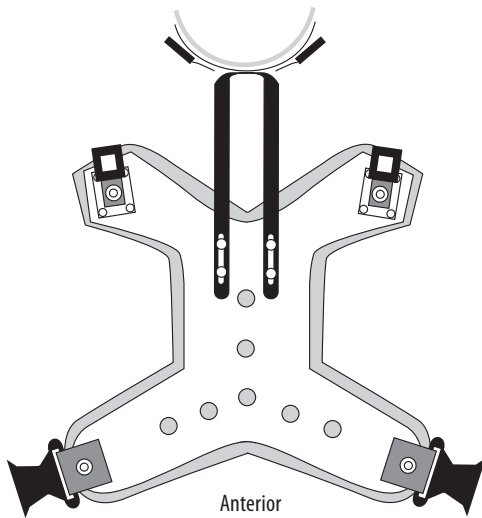
Laced Corset with Velcro® closures (1½" straps)

Size	Model #			
	Laced Corset (with metal closures)	Height	Width	Canvas Soft Corset (with Velcro® closures)
Small	2070	9"	17½"	2090
Medium	2071	9"	49"	2091
Medium/Large	2072	9"	55"	2092
Large	2073	9"	59"	2093
X-Large	2074	9"	27"	2094
2X-Large	2075	9"	30"	2095



LIDO2 Cervical System is a comprehensive cervical immobilization system offering excellent anterior/posterior, mediolateral and rotational control, simple application/removal and maximum patient comfort. The design features a cut-out for breast clearance without compromising stability. CoolFoam™ cushioning on the new malleable aluminum chinpiece protects delicate skin against pressure sores and breakdown. Click 'n' Close™ fasteners allow easy application and removal without the need to continually adjust correct fitting. The standard cranial component with head strap limits medial/lateral and rotational movement, when the chinpiece is removed, e.g., for shaving or eating. Cranial component is padded, malleable and height adjustable. The padded shoulder straps diffuse pressure for greater comfort and lock the anterior and posterior components together. Unique contour of dual aluminum uprights allows easy access to wound site following both tracheotomy and anterior cervical fusion procedures. Removable, washable CoolFoam™ liner actively wicks away moisture, eliminating perspiration build-up and maximizing patient comfort.

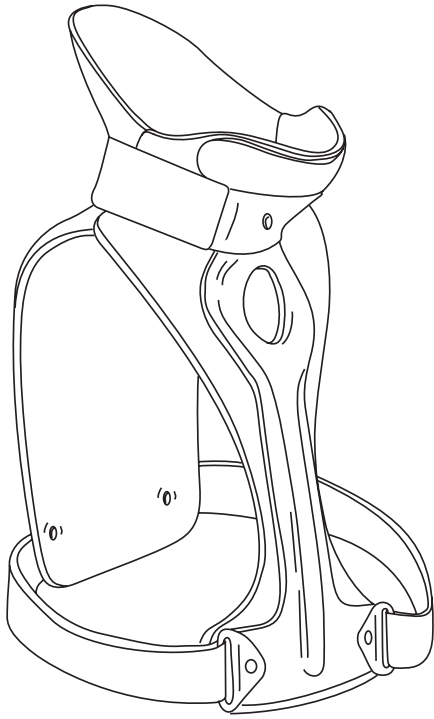
- Totally modular, adjustable system
- Also available custom-to-measurements for same day shipment
- Can be combined with spinal jacket as CTLSO



Size	Model #	Neck Circ.	Chin cup to distal edge of brace	Xiphoid Circ.
SM	2540	10"-12"	12¼"-15¾"	24"-28"
MD	2541	11"-18"	13"-16¾"	28"-38"
LG	2542	13"-18"	13½"-17"	38"-45"

Also available custom-to-measurements Model # **2550**
 Note: "Medium" size fits the vast majority of individuals.
 Replacement Liner/Headstrap Set (add suffix **.01**)
 Replacement Kit (Chin pad, Head Pad, Halo Pad) Model # **2544**

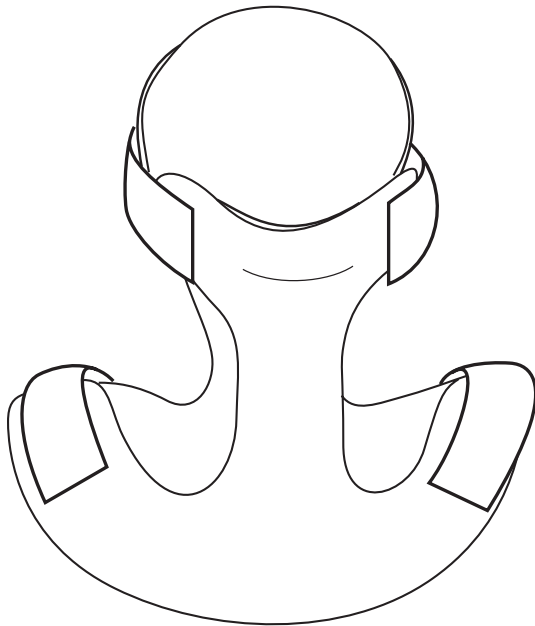




MRI Extended Cervical Orthosis Kydex® cervical orthosis, with flesh-colored plastazote liner, extends to thorax for increased support. Excellent for post-halo applications or when soft collars or conventional cervical orthoses are not sufficient to stabilize the cervical spine.

- Tracheotomy opening
- MRI compatible - no metal components

Size	Model #	Neck Circ.	Brace Height	Ant. Height	Post. Height
Small	2500	10"-12"	13"	14½"	41
Medium	2501	13"-15"	15"	16½"	18¾"13"
Large	2502	16"-18"	18"	19"	19¾"13"
X-Large	2503	19"-21"	19½"	19"	20"13"
Large w/ Med. Front	2504				



Supra-Lite™ Cervical Orthosis Pre-fabricated from Kydex® and plastazote to limit flexion or extension of cervical spine area. Open design and lightweight for comfort, lined with flesh-colored plastazote. Offers more support than foam collars with open areas for ventilation.

- Anatomical shape to effectively cradle the chin and back of head
- Effectively limits mobility of cervical spine area

Size	Model #	Neck Circ.	Brace Height
Small	2510	11"-13"	4"
Medium	2511	13"-15"	4½"
Large	2512	15"-18"	5"

Custom Spinal Orthoses by measurements, cast or scan.

Orthomerica's Custom Spinal Fabrication Department produces a wide range of spinal orthoses, such as low-profile TLSOs to control mechanical back pain, and CTLSOs with thigh extension for multiple fractures and instability. All custom spinal orders are available with a variety of components and designs allowing you to order the perfect orthosis for your patient. Practitioners are invited to consult with our on-site orthotists and spinal specialty staff for creative solutions for unique or challenging spinal cases.

- Dynamic Scoliosis TLSOs
 - Focus on overall spinal balance in all three planes including Cobb angle correction
 - Dynamic pad options maximize adjustability and in-brace correction
 - Cast modifications and thoracic window encourage trunk shift
- Kyphosis Management:
 - Milwaukee Systems
 - Low-profile hybrid systems
 - High-profile thermoplastic TLSOs with thoracic extension pads
- Hybrid designs with and without thoracic extensions
- Neuromuscular scoliosis designs
- Available unfinished or finished and strapped
- Transfer patterns available

***For more details, call the
Custom Fabrication Hotline at 877-737-8444***

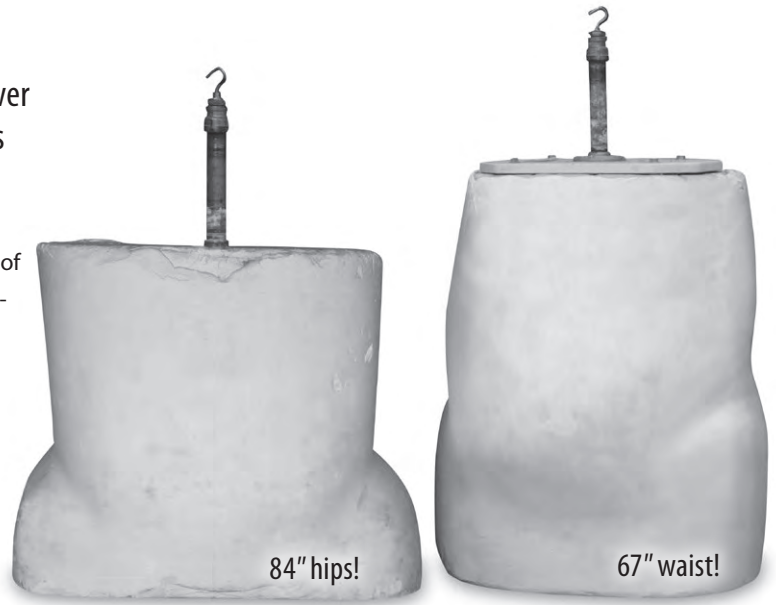
*Order forms may be downloaded at
www.orthomerica.com/forms*



Bariatric sizes

We have always provided larger-sized products and have never refused an order because the requested custom orthosis was simply too large for us to make!

Over the years, we've compiled an extensive anthropometric database of body shapes including a wide variety of plus sizes. This allows for same-day fabrication and shipment of custom-to-measurement orthoses for most patients.



Hip Spica also available.