



Product Catalogue

Prosthetics, Orthotics, Materials and Tools

(per 1-2-2019)

unique prosthetic solutions

A company of the Bauerfeind Group

 **uniprox**[®]

Contents

1 Prosthetics

1.1 Feet	08
1.2 Modular Adpaters	20
1.3 Knee Joints	36
1.4 Liners and Locks	50
1.5 Valves	74
1.6 Cosmetic Covers	86
1.7 Stumpsocks and accessories	92

2 Orthotics

2.1 Hand Orthosis	110
2.2 Foot Orthosis	127
2.3 Lower Limb Orthosis	130
2.4 Hip Orthosis	132
2.5 Spinal Orthosis	135
2.6 Cervical Orthosis	141

3 Materials

3.1 Plaster Fabrication	144
3.2 Lamination Materials	156
3.3 Putty, Adhesive, Grease	174
3.4 Plastic Sheets	182
3.5 Padding Materials	188

4 Tools

4.1 Measuring Tools	204
4.2 Modelshaping Tools	207
4.3 Grinding Tools	209
4.4 Tools for Glues	210
4.5 Laminating and Thermoforming Tools	211

The Uniprox service concept

It is our aim also to ensure the quality of patient care, for the future as well. This can only be achieved by working with specialist suppliers who want to provide their customers with the best possible care as rapidly as possible.

Our service concept has been approved precisely with the following in mind: efficient transactions, the best advice and tailor-made solutions for providing care. Our sales staff can competently answer product-specific and business questions and are our contacts for joint marketing concepts.

To make a rapid search or for convenient online ordering all the necessary information can be found at **www.uniprox.de**

Our modern logistics are set up to supply all products within 24 hours.

Uniprox Headoffice

Phone +49 36628 66 33 00

Fax +49 36628 66 33 55

E-mail info@uniprox.de

International Customer Service

Phone +49 36628 66 33 70

Fax +49 36628 66 33 77

Prosthetics

Keep moving

Mobility, one step at a time

We have been supplying orthotists and prosthetists with prosthetic components since 2001. We specialize in the prosthetic support of the lower extremities. We work closely together with the Bauerfeind Innovation Center, prosthetists/orthotists, physicians and scientists to develop high-quality products that enable amputees to acquire more mobility, and therefore a better quality of life.

With our products we take a systematic approach to mobility management, meeting patients' needs at every stage of their rehabilitation. The patient's mobility level determines which prosthetic components are needed. We classify feet, knee and hip joints according to four mobility levels.

Innovative Solutions

Our development efforts translate into innovative solutions for supplying customers with prosthetic components. For example, the polycentric JT20 knee joint makes it possible for patients to switch from a stable geometry to a more dynamic one, so it can be utilized for a wide range of needs.

With the monocentric JT09 safety knee the spring extension assist can be adjusted on the outside with a setting ring. Both joints are approved for a total weight of 150 kilograms which means prosthetists/orthotists can use them for a wide range of applications.

Quality

It is our company's philosophy to constantly improve our products and optimize our processes. All products from the Prosthetics and Orthotics segments meet the requirements of the German Medical Devices Act and bear the CE marking.



mobi4Life

Mobility Management, Prosthetic Selection Criteria

The ***mobi4Life*** selection system is used to classify the functional components of a prosthesis like prosthetic feet, knees and hip joints according to four mobility levels and the weight of the patient. This optimizes prosthetic care both for the prosthetist/orthotist and for the patient.

To orthotists/prosthetists ***mobi4Life*** offers the option of easily customizing the functional prosthetic components to the unique needs of the patient. ***mobi4Life*** also makes it easy for orthotists/prosthetists to order products because the

mobility level and weight class allowed for each component can be identified at a glance. Furthermore, with ***mobi4Life*** billing can be more objectively verified for the paying party.

mobi4Life gives patients the confidence that the components have been selected according to his or her individual needs and that an ideal prosthetic solution has been found. Structural components like adapters and tubes are also classified according to the patient's usage weight.

Mobility Classification Guide

The mobility levels 1 to 4 are based on the activity of the amputee and therefore the load which is applied to a lower extremity prosthesis.



Mobility Level 1
Indoor Walker

The patient can walk slowly with the prosthesis on even surfaces. The patient can only walk short distances for short periods of time.

GOAL OF PROSTHETIC FITTING
Restore the standing ability and limited ambulation indoors.



Mobility Level 2
Restricted Outdoor Walker

The patient has the ability to move with low to medium walking speed. He or she is able to easily overcome small obstacles such as curbs or single steps. The distance covered and the duration of time while walking are limited.

GOAL OF PROSTHETIC FITTING
Restore the standing ability and limited ambulation indoors and outdoors.



Mobility Level 3
Unrestricted Outdoor Walker

The patient has the ability to move with medium to high walking speed on uneven surfaces and open terrain. However, above-average performance is not possible.

GOAL OF PROSTHETIC FITTING
Restore the standing ability and unlimited ambulation indoors and limited ambulation outdoors.



Mobility Level 4
Unrestricted Outdoor Walker with High Demands

The patient moves without restrictions at any speed. The greater mobility generates high impact, tension and/or deformation load on the prosthesis.


GOAL OF PROSTHETIC FITTING
Restore standing ability, unlimited ambulation and mobilization indoors and outdoors.

Classification of the Functional Components According to Weight Classes

For each component the weight of the patient plays a significant role. The combination of the patient's weight and mobility level determines the load that the component must carry. This is why it is crucial to have precise weight specifications.

Weight limit < 75 kg < 85 kg < 100 kg < 125 kg < 136 kg < 150 kg < 163 kg

Our Prosthetic Systems offer multiple solutions for better quality in life.

A series of horizontal lines spanning the width of the page. From top to bottom, they consist of a thick orange line, a thin light blue line, a thick black line, and a thin dark grey line.



Nick Weihls
Vice World Champion
athletics

Prosthetics

Quality and function

Feet

Get more information on
www.uniprox.de



Prosthetic feet in mobility management.
For individual care.

unique prosthetic solutions

A company of the Bauerfeind Group _ www.uniprox.de

1 Prosthetics

1.1 Feet

Overview Prosthetics

Product description

Mobility level

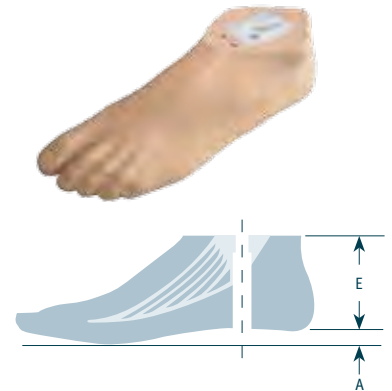


SACH-Feet (Solid Ankle Cushioned Heel) Foamed Foot-keel without ankle unit, integrated heel cushion.	F1 (Page 07) < 100 kg				
	F20 (Page 07) < 100 kg				
	F31 (Page 09) < 136 kg				
Multiaxial Feet With integrated ankle function with passive ankle movement	F51 (Page 10) < 150 kg				
		F90 (Page 13) < 125 kg			
Spring Feet With weight carrying, dynamic keel for active response.	F63 (Page 11) < 136 kg				

Uniprox F1

SACH foot for men with seperated toe

- Synthetic core
- Integrated heel bumper
- Natural toe shape
- Separated big toe
- › **Suitable for Bathing prosthesis**



Order No.	Available Size	Heel Height (A)	Installation Height (E)	Weight (depending on size)	Heel Bumper	Article No.
F1- <input type="text" value="Size"/> <input type="text" value="Side"/>	22 – 29	10 mm	70 mm	360 – 585 g	integrated	4 101 010 0X 00 0ZZ

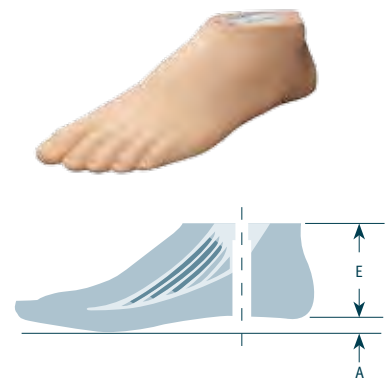
Side: L = Left, R = Right Example: Foot F1, size: 26, side: Right → Order No.: F1-26R

X=Side: 1 = Left, 2 = Right ZZ = size (see available sizes) Example: Foot F1, side: Right, size: 26 → Article No.: 4 101 010 02 00 026

Uniprox F20

Dynamic SACH foot with seperated toe

- Synthetic core
- Integrated heel bumper
- Natural toe shape
- Separated big toe
- › **Suitable for Bathing prosthesis**



Order No.	Available Size	Heel Height (A)	Installation Height (E)	Weight (depending on size)	Heel Bumper	Article No.
F20- <input type="text" value="Size"/> <input type="text" value="Side"/>	22 – 29	10 mm	70 mm	425 – 605 g	integrated	4 101 200 0X 00 0ZZ

Side: L = Left, R = Right Example: Foot F1, size: 26, side: Right → Order No.: F20 – 26R

X=Side: 1 = Left, 2 = Right ZZ = size (check available sizes) Example: Foot F20, side: Right, size: 26 → Article No.: 4 101 200 02 00 026

1 Prosthetics

1.1 Feet

Accessories and Spare Parts for SACH Feet

Modular SACH Foot Adapter for Men's Feet F1 and F20, includes bolt assemblies

Order No.	Weight Limit	Connector	Material	Article No.
E-F01	< 75 kg	Pyramid	Alu M10	4 101 019 99 11 010
E-F02	< 125 kg	Pyramid	Steel M10	4 101 019 99 22 010
E-F04	< 100 kg	Pyramid	Titanium M10	4 101 019 99 33 010



Connection Plate

Order No.	Material	Article No.
E-F19	Plastic	4 101 079 00 00 000



Bolt assembly for Ankle Block

Order No.	Material	Article No.
E-F08	Screw: Steel, galvanized M10 x 90	4 101 049 00 00 010



Wooden Ankle Block incl. bolt assembly

Order No.	Material	Article No.
E-F10	Wood / M10	4 101 059 00 77 000



Uniprox F31

Light-weight Foot

- Composite keel
- Incl. spacer and pyramid connection
- Natural toe shape
- Separated big toe
- 4 different hardness Degrees
- › **Suitable for Bathing prosthesis**



Order No.	Sizes	Heel Height (A)	Installation Height (E)	Weight (depending on size)	Weight	Article No.
F31- <input type="text" value="Size"/> <input type="text" value="Side"/> <input type="text" value="Keel"/>	24 – 29	10 mm	70 mm, without spacer 50 mm	6 – 9	480 g (Size 25)	4 601 040 0X 0Y 0ZZ

› **Smaller sizes available on request.**

Side: L = Left, R = Right _ Example: Foot F31 in Size 26, Side Right, Keel 8 → Order No. F31-26R8

X = Side: 1 = Left, 2 = Right _ Y = Keel _ ZZ = Size (check available sizes)

Example: Foot F31 in Size 26, Side Right → Article No. 4 601 040 02 08 026

Keel selection



6	82 – 122 kg	59 – 74 kg	45 – 68 kg
7	123 – 136 kg	75 – 86 kg	69 – 90 kg
8	–	87 – 115 kg	91 – 113 kg
9	–	116 – 136 kg	114 – 136 kg

Accessories for F31 Light Foot

Ankle Block incl. bolt

Order No.	Weight Limit	Material	Article No.
E-F60	< 136 kg	PU/Polyamid	4 601 019 00 00 001



1 Prosthetics

1.1 Feet

Uniprox F51

Multiaxial carbon fiber foot with toes

- Integrated ankle joint
- Seperate big toe
- Integrated foamed carbon fiber spring



< 150 kg  1  2

Order No.	Sizes	Heel Height (A)	Installation Height (E)	Bumper	Weight	Article No.
F51- <input type="text" value="Size"/> <input type="text" value="Side"/> <input type="text" value="Bumper"/>	24 – 29	10 mm	73 mm	2 – 5	531 g	4 602 040 0X 0Y 0ZZ

> Smaller sizes available on request.

Side: L = Left, R = Right _ Example: Foot F51 in Size 26, Side Right, Bumper 4 → Order No. F51-26R4

X = Side: 1 = Left, 2 = Right _ Y = Bumper_ ZZ = Size (check available sizes)

Example: Foot F51 in Size 26, Side Right, Bumper 4 → Article No. 4 602 040 02 04 026

Bumper Selection

Bumper	Weight	Bumper	Weight
2	< 80 kg	4	< 136 kg
3	< 100 kg	5	< 150 kg

Accessories and Spare Parts for Uniprox F51

Parts and tooling

Order No.	Material	Article No.
E-F50-M	Tool-Set (contains: Hex-kex, axis-extension and leading bushing)	4 602 019 00 30 000
E-F51-T	Maintenance kit for F51 (contains: Bushing, washer, axis with screw, dorsal bumper, distance plate, plastic washer)	4 602 049 00 43 000
E-F51-G	Ankle joint with pyramid adapter (including: Maintenance kit E-F51-T and 2 plugs)	4 602 019 00 42 000
mm202	Lithium grease	4 690 240 00 89 100

Bumpers

Order No.	Description	Article No.	Order No.	Description	Article No.
E-F50-P2	Bumper Medium	4 602 019 00 02 000	E-F50-P4	Bumper, X-Firm	4 602 019 00 04 000
E-F50-P3	Bumpe Firm	4 602 019 00 03 000	E-F50-P5	Bumper, XX-Firm	4 602 019 00 05 000

Uniprox F63

Carbon fiber foot

- Separated toe spring
- Cushioned heel
- Natural-looking cosmetic foot shell with toes and a separate big toe
- Integrated titanium pyramid adapter
- Removable spacer block



Order No.	Sizes	Heel Height (A)	Installation Height (E)	Keel	Weight	Article No.
F63- <input type="text" value="Size"/> <input type="text" value="Side"/> <input type="text" value="Keel"/>	24 – 29	10 mm	80 mm, without spacer 55 mm	1 – 4	620 g (Size 25)	4 603 030 0X 0Y 0ZZ

› Smaller sizes available on request.

Side: L = Left, R = Right _ Example: Foot F63 in Size 26, Side Right, Keel 4 → Order No. F63-26R4

X = Side: 1 = Left, 2 = Right _ Y = Keel _ ZZ = Size (check available sizes)

Example: Foot F63 in Size 26, Side Right, Keel 4 → Article No. 4 603 030 02 04 026

Keel Selection

Keel	Weight	Keel	Weight
1	< 60 kg	3	< 100 kg
2	< 81 kg	4	< 136 kg

Accessories and Spare Parts for Uniprox F63 Carbon fiber foot

Footshell for F63

Order No.	Keeltype	Sizes	Article No.
E-F63- <input type="text" value="Size"/> <input type="text" value="Side"/> 12	1 – 2	25 – 29	4 603 039 0X 00 0ZZ
E-F63- <input type="text" value="Size"/> <input type="text" value="Side"/> 34	3 – 4	25 – 29	4 603 039 0X 34 0ZZ



Side: L = Left, R = Right _ Example: Footshell F63 in Size 26, Side Right, Keel 4 → Order No. E-F63-26R34

X = Side: 1 = Left, 2 = Right _ ZZ = Size (check available sizes)

Example: Footshell F63 in Size 26, Side Right, Keel 4 → Article No. 4 603 039 02 34 026

Spectra Sock

Order No.	Article No.
E-F60-SS	4 603 019 00 39 000



1 Prosthetics

1.1 Feet

Uniprox F90

Multiaxial carbon fiber foot

- Multiaxial carbon spring foot with ankle joint
- Individual bumper configuration in axial, anterior and posterior alignment
- The anterior/posterior bumper can be changed without tools
- Inclusive a complete bumper set
- Natural toe shape
- Inclusive attachment plate



< 125 kg  2  3  4

Order No.	Sizes	Heel Height (A)	Installation Height (E)	Weight	Heelbumper	Article No.
F90- <input type="text" value="Size"/> <input type="text" value="Side"/>	24 – 29	10 mm	135 mm	810 g (Size 27)	integrated	4 602 030 0X 00 0ZZ

› Smaller sizes available on request.


Side: L = Left, R = Right _ Example: Foot F90 in Size 26, Side Right → Order No. F90-26R

X = Side: 1 = Left, 2 = Right _ ZZ = Size (check available sizes) _ Example: Foot F90 in Size 26, Side Right → Article No. 4 602 030 02 00 026

Accessories and Spare Parts for the F90 Multiaxial Foot

Bumper

Order No.	Beschreibung	Article No.
E-F80-PV2	Bumper anterior 85 Shore	4 602 029 00 02 000
E-F80-PV3	Bumper anterior 95 Shore	4 602 029 00 03 000
E-F80-PV4	Bumper anterior 105 Shore	4 602 029 00 04 000
E-F80-PM1	Bumper axial 85 Shore, 1 Pair	4 602 029 00 05 000
E-F80-PM2	Bumper axial 95 Shore, 1 Pair	4 602 029 00 06 000
E-F80-PH1	Bumper posterior 55 Shore, orange	4 602 029 00 16 000
E-F80-PH2	Bumper posterior 65 Shore, beige	4 602 029 00 17 000
E-F80-PH3	Bumper posterior 75 Shore, blue	4 602 029 00 18 000
E-F80-PH4	Bumper posterior 85 Shore, red	4 602 029 00 19 000
E-F80-PS	Bumper Set for F90	4 602 029 00 28 000



Footshell for F90

Order No.	Sizes	Article No.
E-F80- <input type="text" value="Size"/> <input type="text" value="Side"/>	25 – 29	4 602 029 0X 00 0ZZ

Side: L = Left, R = Right _ Example: Footshell F90 in Size 26, Side Right

→ Order No. E-F80-26R

X = Side: 1 = Left, 2 = Right _ ZZ = Size (check available sizes)

Example: Footshell F90 in Size 26, Side Right

→ Article No. 4 602 029 02 00 026



Spectra Sock

Order No.	Article No.
E-F60-SS	4 603 019 00 39 000



Footshell Connection Plate

Order No.	Sizes	Article No.
E-F80-AP1	24 – 26	4 602 029 00 00 002
E-F80-AP2	27-29	4 602 029 00 00 003



Accessories

Order No.	Sizes	Article No.
E-F80-OR	O-Ring	4 602 029 00 00 001
mm202	Lithium grease	4 690 240 00 89 100

Quality and function

Modular Adapters

Get more information on
www.uniprox.de



Modular adapters in mobility management.
For individual care.

unique prosthetic solutions

A company of the Bauerfeind Group _ www.uniprox.de

1 Prosthetics

1.2 Modular Adapters

A1 Tube Clamp Adapters

- For 30 mm tubes
 - With visible measuring scale for rotation adjustments
- < 75 – 125 kg

Order No.	Weight Limit	Material	Weight	Article No.
A1-Al	< 75 kg (Mobi 2, 3, 4) < 100 kg (Mobi 1)	Aluminium	69 g	4 113 011 30 11 000
A1-St	< 100 kg	Steel	112 g	4 113 011 30 22 000
A1-Ti	< 125 kg	Titanium	69 g	4 113 011 30 33 000



- For 34 mm tubes
 - With visible measuring scale for rotation adjustments
- < 150 kg

Order No.	Material	Weight	Article No.
A1-St34	Steel	136 g	4 113 010 34 22 000

A2 Tube Clamp Adapters

- 10° inclination
 - For 30 mm tubes
 - With visible measuring scale for rotation adjustments
- < 100 kg

Order No.	Material	Weight	Article No.
A2-Ti	Titanium	83 g	4 113 030 30 33 000



A40 Tube Clamp Adapters

- Pyramid and Clamp
 - for 30 mm tubes, height 45 mm
- < 100 kg

Order No.	Material	Weight	Article No.
A40-Ti1	Titanium	76 g	4 116 030 88 00 045



A3 Tube Adapters

- For 30 mm tubes

< 100 kg

Order No.	Material	Lenght	Weight	Article No.
A3-Al200	Aluminium	200 mm	160 g	4 113 051 30 11 200
A3-Al400	Aluminium	400 mm	270 g	4 113 051 30 11 400
A3-St200	Steel	200 mm	210 g	4 113 051 30 22 200
A3-St400	Steel	400 mm	320 g	4 113 051 30 22 400
A3-Ti200	Titanium	200 mm	170 g	4 113 051 30 33 200
A3-Ti400	Titanium	400 mm	280 g	4 113 051 30 33 400



- For 30 mm tubes
- Internally fixed adapter

< 125 kg

Order No.	Material	Lenght	Weight	Article No.
A3-Ti400-i	Titanium	435 mm	350 g	4 113 060 30 33 400



A4 Tube Adapters

- For 34 mm tubes

< 150 kg

Order No.	Material	Lenght	Weight	Article No.
A4-St200	Steel	200 mm	210 g	4 113 050 34 22 200
A4-St400	Steel	400 mm	320 g	4 113 050 34 22 400
A4-Ti400	Titanium	400 mm	280 g	4 113 050 34 33 400



A30 Reducation Adapters

- 34 mm Clampfit to 30 mm tube
- Usable to all Uniprox Knee Joints with 34 mm attachment

< 100 kg

Order No.	Material	Lenght	Weight	Article No.
A30	Aluminium	100 mm	91 g	4 610 070 00 00 008



R1-Al Pylon

- For 30 mm Pylon

< 100 kg

Order No.	Material	Lenght	Weight	Article No.
R1-Al400	Aluminium	400 mm	210 g	4 113 070 30 11 400



1 Prosthetics

1.2 Modular Adapters

A6 Socket Adapter

- Lamination anchor, incl. Dummy
- < 75 – 150 kg

Order No.	Material	Weight Limit	Weight	Article No.
A6-Al	Aluminium	< 75 kg	62 g	4 114 010 00 11 000
A6-St	Steel	< 100 kg	87 g	4 114 010 00 22 000
A6-St34	Steel	< 150 kg	122 g	4 114 010 00 22 034
A6-Ti	Titanium	< 100 kg	53 g	4 114 010 00 33 000



A8 Socket Adapter

- Lamination anchor for direct fixation to Locking Systems
 - Incl. Screws and Dummy
- < 100 kg

Order No.	Material	Weight	Article No.
A8-Ti	Titanium	66 g	4 147 019 19 00 000



A9 Socket Adapter

- Lamination anchor for direct fixation to Locking Systems
 - Incl. Screws and Dummy
- < 100 kg

Order No.	Material	Weight	Article No.
A9-Ti	Titanium	69 g	4 147 009 20 00 000



Spare parts for socket adapters

Order No.	Description	Article No.
E-A02	Lamination Dummy made of special rubber	4 114 019 01 00 000



A60 Socket Attachment Block

- Proximal Wood
 - Incl. Dummy and M6 countersunk screws
- < 100 kg

Order No.	Wood Diameter	Height	Weight	Article No.
A60-148	Ø 148 mm	64 cm	320 g	4 114 060 00 77 148
A60-120	Ø 120 mm	64 cm	280 g	4 114 060 00 77 120
A60-30	Ø 120 mm	30 cm	160 g	4 114 060 00 77 030



Spare Parts for 4-Hole Adapters

Lamination Dummy

Order No.	Material	Article No.
E-A01	Plastic	4 114 069 01 00 000



Lamination Dummy for attachment plates (incl. screws)

Order No.	Material	Article No.
E-A05	Plastic	4 114 110 00 00 001



1 Prosthetics

1.2 Modular Adapters

A10 Socket Adapter

- 4-Hole Adapter w/ pyramid receiver fixed
< 75 – 150 kg

Order No.	Material	Weight Limit	Weight	Article No.
A10-Al	Aluminium	< 75 kg	45 g	4 114 020 00 11 000
A10-St	Steel	< 125 kg	79 g	4 114 020 00 22 000
A10-Ti	Titanium	< 150 kg	51 g	4 114 020 00 33 000



A11 Socket Adapter

- 4-Hole Adapter w/ pyramid rotatable receiver
< 125 – 150 kg

Order No.	Material	Weight Limit	Weight	Article No.
A11-St	Steel	< 125 kg	123 g	4 114 030 00 22 000
A11-Ti	Titanium	< 150 kg	79 g	4 114 030 00 33 000



A13 Socket Adapter

- 4-Hole Adapter w/ pyramid fixed
< 75 – 150 kg

Order No.	Material	Weight Limit	Weight	Article No.
A13-Al	Aluminium	< 75 kg	58 g	4 114 040 00 44 000
A13-St	Steel	< 100 kg	94 g	4 114 040 00 22 000
A13-Ti	Titanium	< 150 kg	51 g	4 114 040 00 33 000
A13	Titanium, flat attachment surface	< 150 kg	50 g	4 114 040 03 33 000



A14 Socket Adapter

- 4-Hole Adapter w/ rotatable pyramid
< 100 – 150 kg

Order No.	Material	Weight Limit	Weight	Article No.
A14-St	Steel	< 100 kg	128 g	4 114 050 00 22 000
A14-Ti	Titanium	< 150 kg	85 g	4 114 050 00 33 000




Accessories for Socket Adapters

4-Hole spacer for rotatable socket adapter

· 1 pc. of 1 mm

Order No.	Material	Weight Limit	Weight	Article No.
E-A03	Steel	< 150 kg	11 g	4 114 029 00 00 000



4-Hole spacer set

· 3 pcs. of 3 mm

Order No.	Material	Weight Limit	Weight	Article No.
E-A06	Aluminium	< 150 kg	32 g	4 620 009 00 34 000



Hex socket head screw

Order No.	Thread	Lenght	Units p. package	Article No.
M28-12	M8	12	10	4 226 050 00 00 012
M28-16	M8	16	10	4 226 050 00 00 016



Hexagon socket head cap screw

Order No.	Thread	Lenght	Units p. package	Article No.
M33	M5	18	10	4 226 030 05 00 018



- › Countersunk screws, black, thread M6 are available in different lengths on request.



1 Prosthetics

1.2 Modular Adapters

A15 Socket Adapter

- 3-Arm Laminating Anchor w/ pyramid fixed
- Incl. Lamination Dummy

< 125 kg

Order No.	Description	Weight	Article No.
A15-St	3-Arm, Steel	110 g	4 114 100 01 22 000



A17 Socket Adapter

- 3-Arm Lamination Anchor w/ thread M36 x 1,5
- Incl. Rotatable pyramid receiver and Dummy

< 125 kg

Order No.	Description	Weight	Article No.
A17-St	3-Arm, Steel	167 g	4 114 070 99 22 000



A18 Socket Adapter

- 3-Arm Lamination Anchor w/ thread M36 x 1,5
- Incl. Rotatable pyramid and Dummy

< 125 kg

Order No.	Description	Weight	Article No.
A18-St	3-Arm, Steel	135 g	4 114 070 77 22 000



A19 Socket Adapter

- 3-Arm Lamination Anchor w/ thread M36 x 1,5
- Incl. Dummy

< 125 kg

Order No.	Description	Weight	Article No.
A19-St	3-Arm, Steel	110 g	4 114 080 01 22 000



A20 Socket Adapter

- 4-Arm Lamination Anchor w/thread M36 × 1,5
- Incl. Dummy
- < 150 kg

Order No.	Description	Weight	Article No.
A20-St	4-Arm steel	120 g	4 114 080 02 22 000



A21 Socket Adapter

- 4-Ear Lamination Anchor w/thread M36 × 1,5
- Incl. Dummy
- < 125 kg

Order No.	Description	Weight	Article No.
A21-St	4-Ear steel	91 g	4 114 080 03 22 000



A86 Knee disarticulation anchor

- Lamination Anchor w/thread M36 × 1,5
- Incl. Dummy
- < 150 kg

Order No.	Material	Weight	Article No.
A86	Steel	170 g	4 114 080 06 22 000



Accessories for socket adapter

Outside thread M36x1,5

Order No.	Material	Article No.
E-A04	Steel	4 114 110 00 00 000



1 Prosthetics

1.2 Modular Adapters

A22 Threaded Adapter

· M36 × 1,5 and Pyramid

< 125 – 150 kg

Order No.	Material	Weight Limit	Weight	Article No.
A22-St	Steel	< 125 kg	70 g	4 114 090 99 22 000
A22-Ti	Titanium	< 150 kg	40 g	4 114 090 99 33 000



A23 Threaded Adapter

· M36 × 1,5 and pyramid receiver

< 100 – 150 kg

Order No.	Material	Weight Limit	Weight	Article No.
A23-St	Steel	< 150 kg	78 g	4 114 090 77 22 000
A23-Ti	Titanium	< 100 kg	51 g	4 114 090 77 33 000



A24 Threaded Adapter

· M36 × 1,5 and 30 mm tube

< 75 kg

Order No.	Material	Weight	Article No.
A24-Al	Aluminium	39 g	4 114 090 00 11 000



A25 Threaded Adapter

· M36 × 1,5 and tube clamp 30 mm

< 100 kg

Order No.	Material	Weight	Article No.
A25-Ti	Titanium	69 g	4 114 090 88 33 000



A87 M36-Adapter

· M36 × 1,5 outside thread and pyramid receiver

< 150 kg

Order No.	Material	Weight	Article No.
A87	Steel	55 g	4 620 040 00 00 000



A26 Attachment Plate

For Transtibial Sockets

- Diameter 64 mm, Height 9 mm, back side sandblasted
- Incl. screws and Dummy

< 100 kg

Order No.	Material	Weight	Article No.
A26-AL	Aluminium	74 g	4 115 010 00 00 064



A27 Attachment Plate

For Transfemoral Sockets

- Diameter 84 mm, Height 6 mm, back side sandblasted
- Incl. screws and Dummy

< 100 – 150 kg

Order No.	Material	Weight Limit	Weight	Article No.
A27-AL1	Aluminium, Centered	< 150 kg	91 g	4 115 010 00 00 084
A27-AL2	Aluminium, 8 mm posterior off-set	< 100 kg	77 g	4 115 010 01 00 084
A27-AL3	Aluminium, 12 mm posterior off-set	< 100 kg	68 g	4 115 010 02 00 084



A28 Lamination Attachment Plate

- For direct fitting to Locking devices
- Diameter 70 mm, Height 7 mm, incl. Screws, exclusive Dummy (needs to be ordered separately E-A05)

< 150 kg

Order No.	Material	Weight	Article No.
A28-AL	Aluminium	55 g	4 147 009 21 00 000



A29 Lamination Attachment Plate

- For direct fitting to Locking devices
- Measures 52x52 mm, Height 7 mm, incl. Screws, exclusive Dummy (needs to be ordered separately E-A05)

< 100 kg

Order No.	Material	Weight	Article No.
A29-AL	Aluminium	55 g	4 147 009 01 00 000



1 Prosthetics

1.2 Modular Adapters

A37 Double Adapters

· Material: Titanium

< 150 kg

Order No.	Height	Weight	Article No.
A37-Ti1	32 mm	80 g	4 116 010 00 00 032
A37-Ti2	45 mm	96 g	4 116 010 00 00 045
A37-Ti3	60 mm	106 g	4 116 010 00 00 060
A37-Ti4	75 mm	812 g	4 116 010 00 00 075



A38 Double Adapters

· Double pyramid, material: Steel

< 125 kg

Order No.	Height	Weight	Article No.
A38-St	19 mm	122 g	4 116 020 00 00 000



A39 Double Adapters

· Double pyramid, material: Titanium

< 150 kg

Order No.	Height	Weight	Article No.
A39-Ti	16 mm	77 g	4 116 020 01 00 000



A41 Double Adapters

· Pyramid and pyramid receiver, material: Titanium

< 100 kg

Order No.	Height	Weight	Article No.
A41-Ti0	16 mm	77 g	4 116 030 77 00 016
A41-Ti1	27 mm	83 g	4 116 030 77 00 032
A41-Ti2	40 mm	98 g	4 116 030 77 00 045



A49 Multipurpose Joint Adapters

- Adjustable from 180° – 120° in both directions
- Material: Titanium, incl. Allen Key
- < 100 kg

Order No.	Description	Height	Weight	Article No.
A49-Ti1	Pyramid receiver, proximal and distal	80 mm	300 g	4 118 040 01 00 000
A49-Ti2	30 mm Tube receiver and pyramid receiver	90 mm	310 g	4 118 040 02 00 000



VA1 Shifting Adapter

- 10 mm A–P and M–L shifting
- Pyramid and 30 mm tube-receiver
- < 100 kg

Order No.	Material	Weight	Article No.
VA1-Ti	Titanium	130 g	4 117 010 99 00 000



VA2 Shifting Adapter

- 10 mm A–P and M–L shifting
- Pyramid-receiver and 30 mm tube-receiver
- < 100 kg

Order No.	Material	Weight	Article No.
VA2-Ti	Titanium	140 g	4 117 010 77 00 000



VA8 Shifting Adapter

- 12 mm A–P and M–L shifting
- Both side 4-hole attachment, height 27 mm
- < 100 kg

Order No.	Material	Weight	Article No.
VA8-AL	Aluminium, Titanium	179 g	4 117 030 00 00 000




1 Prosthetics

1.2 Modular Adapters

VA9 Shifting Adapter

- 25 mm adjustments in each direction
- › **Only for trial fitting in the workshop!**
- < **100 kg**



Order No.	Material	Weight	Article No.
VA9-AL	Aluminium	333 g	4 117 060 00 00 000

Recommended Fitting

A87 M36 × 1,5 outside thread and pyramid receiver

Order No.	Material	Weight Limit	Weight	Article No.
A87	Steel	< 150 kg	55 g	4 620 040 00 00 000



A22 Threaded Adapter, M36 × 1,5 and pyramid

Order No.	Material	Weight Limit	Weight	Article No.
A22-Ti	Titanium	< 150 kg	40 g	4 114 090 99 33 000



A23 Threaded Adapter, M36 × 1,5 and pyramid receiver

Order No.	Material	Weight Limit	Weight	Article No.
A23-Ti	Titanium	< 100 kg	51 g	4 114 090 77 33 000



Service parts for VA9-Al Shifting Adapter

Base VA9-Al


Order No.	Description	Article No.
E-VA01	Housing for shifting adapter with 6 cap screws M5 × 10	4 117 069 00 00 001

Sliding unit for VA9-Al

Order No.	Description	Article No.
E-VA02	Sliding unit for shifting adapter (with central bore)	4 117 069 00 00 002

Strips for VA9-Al

Order No.	Description	Article No.
E-VA03	2 strips for shifting adapter with 6 countersunk screws M3 × 6	4 117 069 00 00 003



TA Rotation Adapters

For Transfemoral Attachments

- For easy handling and sitting position adjustment
- 360 ° rotation
- Material: Titanium
- Shortable Pushbutton

< 150 kg

Order No.	Description	Additional Height	Weight	Article No.
TA-1	4-Hole connection / Pyramid receiver	11 mm	220 g	4 162 010 00 00 000
TA-2	M36 × 1,5 / Pyramid receiver	11 mm	268 g	4 162 020 00 00 000



Serviceparts TA Adapters

Order No.	Description	Article No.
E-TA01	Push Button Black	4 162 019 00 00 000
E-TA02	Push Button Black	4 162 019 00 00 001



Quality and function

Knee Joints

Get more information on
www.uniprox.de



Knee joints in mobility management.
For individual care.

unique prosthetic solutions

A company of the Bauerfeind Group _ www.uniprox.de

1 Prosthetics

1.3 Knee Joints

Overview Knee Joints

Knee joint function *Mobility level*



	Mobi 1	Mobi 2	Mobi 3	Mobi 4
Knee joints with lock	JT01 (Page 35) < 85 kg			
	JT02 (Page 35) < 125 kg			
	JT03 (Page 36) < 100 kg			
Safety knee joints	JT05 (Page 37) < 100 kg			
	JT09 (Page 38) < 150 kg			
Pneumatic knee joints				
	JT20 (Page 39) < 150 kg			
	JT22 (Page 39) < 150 kg			
	JT20S (Page 40) < 150 kg			
Hydraulic knee joints	JT22S (Page 40) < 150 kg			
	JT30 (Page 42) < 125 kg			
	JT40 (Page 43) < 100 kg			



JT01 Geriatric - Knee joint

Monocentric locking knee

- Light weight
- Hearable latching
- Posterior Knee shaft for more stability
- Pyramid / 30 mm tube attachment



Order No.	Material	Installation height (above the axis center of rotation)	Weight	Flexion angle	Article No.
JT01	Aluminium	20 mm / 42 mm	295 g	140 °	4 124 000 00 00 000

JT02 Monocentric Knee joint

With manual knee lock and extension assist

- Integrated spring extension assist
- Posterior Knee shaft for more stability
- Pyramid / Pyramid attachment



Order No.	Material	Weight Limit	Installation height (above the axis center of rotation)	Weight	Flexion angle	Article No.
JT02-St	Steel	< 125 kg	24 mm / 80 mm	560 g	120 °	4 126 000 00 22 000
JT02-Ti	Titanium	< 100 kg	24 mm / 80 mm	405 g	120 °	4 126 000 00 33 000

1 Prosthetics

1.3 Knee Joints

Service parts for Geriatric Knee joints

Order No.	Description	For Knee joint	Article No.
E-JT01-01	Knee cap JT01	JT01	4 124 009 01 00 000
E-JT01-02	Holding device (O-ring)	JT01	4 124 009 02 00 000
E-JT01-03	Extension stop, per unit	JT01	4 124 009 09 00 000
E-JT01-04	Lock handle, complete	JT01, JT02	4 123 009 01 00 000
E-JT01-05	Cable Clamp	JT01, JT02	4 124 009 11 00 000
E-JT01-06	Threaded fitting, short	JT01, JT02	4 124 009 12 00 000
E-JT02-01	Knee cap JT02	JT02	4 126 009 01 00 000
E-JT02-02	Spring guide housing	JT02	4 126 009 04 00 000
E-JT02-03	Spring	JT02	4 126 009 10 00 000
E-JT02-04	Cap screw M4 × 8	JT02	4 126 009 12 00 000

JT03 Lightweight Knee Joint

Monocentric with lock

- Lock release under load bearing
- Hearable latching
- Posterior Knee shaft for more stability
- Pyramid/30 mm attachment

< 100 kg



Order No.	Material	Installation height (above the axis center of rotation)	Weight	Flexion angle	Article No.
JT03	Aluminium	35 mm / 56 mm	295 g	150 °	4 127 000 00 00 000

Service Parts JT03

Order No.	Description	Article No.
E-JT03-01	Axis bearing	4 127 009 01 00 000
E-JT03-02	Knee lock cable	4 127 009 03 00 000
E-JT03-03	Clamp liner for lock	4 127 009 05 00 000
E-JT03-04	Clamp screw	4 127 009 07 00 000

JT05 Safety Knee Joint

Monocentric joint with adjustable spring extension assist

- Weight-activated brake
- Light weight
- Posterior Knee shaft for stability
- Pyramid / Pyramid attachment



Order No.	Material	Installation height (above the axis center of rotation)	Weight	Flexion angle	Article No.
JT05-St	Steel	27 mm / 56 mm	530 g	170 °	4 130 010 00 22 000
JT05-Ti	Titanium	27 mm / 56 mm	355 g	170 °	4 130 010 00 33 000

Service Parts JT05

Order No.	Description	Article No.
E-JT05-01	Brake bushing	4 130 009 01 00 000
E-JT05-02	Bushing safety device	4 130 009 02 00 000
E-JT05-03	Axis screw	4 130 009 03 00 000
E-JT05-04	Extension stop, inferior	4 130 009 04 00 000
E-JT05-05	Rubber bumper	4 130 009 05 00 000
E-JT05-06	Brass washer, small, 2 pieces	4 130 009 06 00 000
E-JT05-07	Swing axis holding device	4 130 009 07 00 000
E-JT05-08	Swing axis	4 130 009 08 00 000
E-JT05-09	Brass washer, large, 2 pieces	4 130 009 09 00 000
E-JT05-10	Extension stop superior	4 130 009 10 00 000

Service parts extension assist

Order No.	Description	Article No.
E-JT05-11	Extension assist for JT05 complete	4 130 010 00 00 001
E-JT05-16	Extension assist cable, length 304 mm	4 130 019 05 00 000
E-JT05-17	Centering ring	4 130 009 12 00 001



1 Prosthetics

1.3 Knee Joints

JT09 Safety Knee

Monocentric knee with extension assist

- Weight activated brake
- High strength aluminium frame
- Very durable patella
- Adjusting ring for easy adjusting
- Pyramid/34 mm tube attachment

< 150 kg



Order No.	Material	Installation height (above the axis center of rotation)	Weight	Flexion angle	Article No.
JT09	Aluminium	26 mm / 117 mm	890 g	145 °	4 176 010 01 00 000

Recommended attachment

A4-Ti400 Tube adapter 34 mm, length 400 mm

Order No.	Material	Weight Limit	Weight	Article No.
A4-Ti400	Titanium	< 150 kg	435 g	4 113 050 34 33 400



A30 34 mm Clampfit to 30 mm tube

Order No.	Material	Weight Limit	Weight	Article No.
A30	Aluminium	< 100 kg	91 g	4 610 070 00 00 008



JT20 Polycentric Knee Joint

with pneumatic extension stop

- Pneumatic extension stop and swing phase control
- Integrated spring extension
- Two pole curves
- Separate adj. of flexion and extension
- Distal attachment: 34 mm

< 150 kg 



Order No.	Material	Installation height (above the axis center of rotation)	Weight	Flexion angle	Article No.
JT20-PYR	Aluminium	15 mm / 132 mm	790 g	135 °	4 170 010 01 00 000
JT20-M36	Aluminium	10 mm / 132 mm	790 g	135 °	4 170 010 02 00 000

JT22 Polycentric Knee Joint

with pneumatic extension stop

- Similar as JT20, though with High Control Pneumatics

< 150 kg  



Order No.	Material	Installation height (above the axis center of rotation)	Weight	Flexion angle	Article No.
JT22-PYR	Aluminium	15 mm / 132 mm	820 g	135 °	4 170 010 11 00 000
JT22-M36	Aluminium	10 mm / 132 mm	820 g	135 °	4 170 010 12 00 000



1 Prosthetics

1.3 Knee Joints

JT20S Polycentric Knee Joint

with flexible stance-control

- Pneumatic extension stop and swing phase control
- Flexible stance phase control
- Integrated spring extension
- Two pole curves
- Separate adj. of flexion and extension
- Distal attachment: 34 mm



< 150 kg 

Order No.	Material	Installation height (above the axis center of rotation)	Weight	Flexion angle	Article No.
JT20S-PYR	Aluminium	15 mm / 132 mm	790 g	135 °	4 170 010 01 10 000
JT20S-M36	Aluminium	10 mm / 132 mm	790 g	135 °	4 170 010 02 10 000

JT22S Polycentric Knee Joint

with flexible stance-control

- Similar as JT20S, though with High Control Pneumatics

< 150 kg  

Order No.	Material	Installation height (above the axis center of rotation)	Weight	Flexion angle	Article No.
JT22S-PYR	Aluminium	15 mm / 132 mm	820 g	135 °	4 170 010 11 10 000
JT22S-M36	Aluminium	10 mm / 132 mm	820 g	135 °	4 170 010 12 10 000

Recommended Attachment

E-JT20-01 Pyramidadapter for JT20/JT22

Order No.	Material	Weight Limit	Weight	Article No.
E-JT20-01	Steel	< 150 kg	80 g	4 170 001 00 22 001



E-JT20-02 M36 Thread-adapter for JT20/JT22

Order No.	Material	Weight Limit	Weight	Article No.
E-JT20-02	Steel	< 150 kg	80 g	4 170 001 00 22 002



A30 34 mm Clampfit to 30 mm tube

Order No.	Material	Weight Limit	Weight	Article No.
A30	Aluminium	< 100 kg	91 g	4 610 070 00 00 008



A86 Knee disarticulation anchor

Order No.	Material	Weight Limit	Weight	Article No.
A86	Steel	< 150 kg	170 g	4 114 080 06 22 000



A4-Ti400 Tube adapter 34 mm, lenght 400 mm

Order No.	Material	Weight Limit	Weight	Article No.
A4-Ti400	Titanium	< 150 kg	435 g	4 113 050 34 33 400



1 Prosthetics

1.3 Knee Joints

JT30 Polycentric Knee Joint

with Hydraulic swing phase control

- Adjustable stance flexion control
- Hydraulic swing phase control
- Easy adjustment of extension assist
- Pyramid/Pyramid attachment

< 125 kg



Order No.	Material	Installation height (above the axis center of rotation)	Weight	Flexion angle	Article No.
JT30	Aluminium	15 mm / 164 mm	840 g	150 °	4 610 060 00 00 000

Extensionspring-set E-JT30-EFS needs to be ordered seperately!

- Adjustable extension support in 6 different strenghts which can be attached laterally
- Contains „strong“ and „weak“ springs for the rightside and „weak“ springs for the left side

Order No.	Material	Article No.
E-JT30-EFS	Extensionspring-Set	4 610 069 00 00 000

Accessories for knee-disarticulation and long-stump treatment

A87 M36-Adapter

Order No.	Material	Weight Limit	Weight	Article No.
A87	Steel	< 150 kg	55 g	4 620 040 00 00 000



A86 Knee disarticulation anchor

Order No.	Material	Weight Limit	Weight	Article No.
A86	Steel	< 150 kg	170 g	4 114 080 06 22 000



JT40 Monocentric Hydraulic Knee Joint

- Hydraulic swing phase control
- Adjustable extension stop
- Posterior Knee shaft for stability
- Pyramid / 30 mm attachment

< 100 kg  2  3



Order No.	Material	Installation height (above the axis center of rotation)	Weight	Flexion angle	Article No.
JT40	Aluminium	15 mm / 140 mm	496 g	170 °	4 610 070 00 00 000

1 Prosthetics

1.3 Hip Joints

H2 Hip Joint

with external extension assist

- High stance phase stability
- Latex extension assist



Order No.	Material	Weight	Attachment proximal/ distal	Article No.
H2	Aluminium/Steel	530 g	Lamination plate/30 mm tube	4 139 000 00 00 000

Service parts H2

Order No.	Description	Article No.
E-H2-01	Distal slide control anchor	4 139 009 01 00 000
E-H2-02	Proximal slide control anchor	4 139 009 02 00 000
E-H2-03	Bumper	4 139 009 03 00 000

Order No.	Description	Article No.
E-H2-04	Extension stop bumper	4 139 009 04 00 000
E-H2-05	Hip extension assist, latex 10 mm	4 139 009 05 00 000
E-H2-06	Bumpers	4 139 009 06 00 000

Recommended parts for H2

A2 Tube Clamp Adapter with 10 ° inclination
for 30 mm tube

Order No.	Material	Weight Limit	Weight	Article No.
A2-Ti	Titanium	< 100 kg	83 g	4 113 030 30 33 000



H3 Hip Joint

With integrated extension assist

- Variable adjustment of the abduction /adduction and the flexion /extension
- Adjustable extension assist



Order No.	Material	Weight	Attachment proximal/ distal	Article No.
H3	Aluminium/Titanium	875 g	Lamination plate/30 mm tube	4 141 000 00 00 000

Service parts H3

Order No.	Description	Article No.
E-H3-01	Lamination PLate, inclination 120 °	4 141 009 01 00 000
E-H3-02	Slide control spring (hip extension assist)	4 141 009 02 00 000
E-H3-03	Guide sleeve	4 141 009 03 00 000
E-H3-04	Adjusting nut	4 141 009 04 00 000
E-H3-05	Steel tappet	4 141 009 05 00 000
E-H3-06	Bronze tappet	4 141 009 06 00 000
E-H3-07	Guide pin	4 141 009 07 00 000
E-H3-08	Adjusting screw	4 141 009 08 00 000

Order No.	Description	Article No.
E-H3-09	Safety plate	4 141 009 09 00 000
E-H3-11	Extension stop bumper	4 141 009 11 00 000
E-H3-12	Hexagon socket head cap screw, M8 × 25	4 141 009 12 00 000
E-H3-13	Hexagon socket head cap screw, M5 × 30	4 141 009 13 00 000
E-H3-14	Lamination plate, inclination 130 °	4 141 009 15 00 000

Recommended parts for H2

A2 Tube Clamp Adapter with 10 ° inclination for 30mm tube

Order No.	Material	Weight Limit	Weight	Article No.
A2-Ti	Titanium	< 100 kg	83 g	4 113 030 30 33 000



Quality and function

Liners and Locks

Get more information on
www.uniprox.de



Softskin Air®
The new Liner-Standard.

unique prosthetic solutions

A company of the Bauerfeind Group _ www.uniprox.de

1 Prosthetics

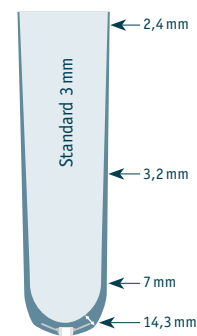
1.4 Liners and Locks

SoftSkin S30

The gentle liner



- Shore hardness: 30 / Thickness: 3 mm / Length: 370 mm
- Soft cushioning of the stump
- Good gripping effect of the silicone
- Comfortable and easy to handle
- For patients with mobility levels 1 – 3
- Easy donning due to special coating of the textile
- New textile cover provides good containment (no matrix needed)
- Stainless steel pin fitting with distal connector
- Inclusive liner stand



Order No.	Article No.
S30-16	4 164 010 30 00 160
S30-18	4 164 010 30 00 180
S30-20	4 164 010 30 00 200
S30-21	4 164 010 30 00 210
S30-22	4 164 010 30 00 220
S30-23,5	4 164 010 30 00 235

Order No.	Article No.
S30-25	4 164 010 30 00 250
S30-26,5	4 164 010 30 00 265
S30-28	4 164 010 30 00 280
S30-30	4 164 010 30 00 300
S30-32	4 164 010 30 00 320
S30-34	4 164 010 30 00 340

Order No.	Article No.
S30-36	4 164 010 30 00 360
S30-38	4 164 010 30 00 380
S30-40	4 164 010 30 00 400
S30-42	4 164 010 30 00 420
S30-45	4 164 010 30 00 450



- › Circumference in cm
- › The circumference is measured 4cm above the distal end of the residual limb!

SoftSkin S30CL



- Similar features as the SoftSkin S30
- Without distal connector

Order No.	Article No.
S30CL-16	4 168 010 30 00 160
S30CL-18	4 168 010 30 00 180
S30CL-20	4 168 010 30 00 200
S30CL-21	4 168 010 30 00 210
S30CL-22	4 168 010 30 00 220
S30CL-23,5	4 168 010 30 00 235

Order No.	Article No.
S30CL-25	4 168 010 30 00 250
S30CL-26,5	4 168 010 30 00 265
S30CL-28	4 168 010 30 00 280
S30CL-30	4 168 010 30 00 300
S30CL-32	4 168 010 30 00 320
S30CL-34	4 168 010 30 00 340

Order No.	Article No.
S30CL-36	4 168 010 30 00 360
S30CL-38	4 168 010 30 00 380
S30CL-40	4 168 010 30 00 400
S30CL-42	4 168 010 30 00 420
S30CL-45	4 168 010 30 00 450



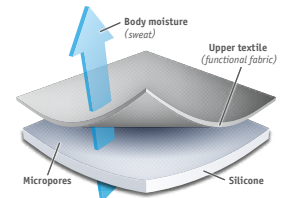
- › Circumference in cm
- › The circumference is measured 4cm above the distal end of the residual limb!

SoftSkin Air® S30

The gentle breathable liner



- Shore hardness: 30 / Thickness: 3 mm / Length: 370 mm
- Soft Cushioning of the stump
- Less sweating due to special micropores
- Long time wearing comfort
- Increased safety due to better friction on the skin
- Easy donning due to special coating of the textile
- New textile cover provides good containment (no matrix needed)
- Stainless steel pin fitting with distal connector
- Inclusive liner stand



Order No.	Article No.
S30-16-Air	4 164 020 30 00 160
S30-18-Air	4 164 020 30 00 180
S30-20-Air	4 164 020 30 00 200
S30-21-Air	4 164 020 30 00 210
S30-22-Air	4 164 020 30 00 220
S30-23,5-Air	4 164 020 30 00 235

Order No.	Article No.
S30-25-Air	4 164 020 30 00 250
S30-26,5-Air	4 164 020 30 00 265
S30-28-Air	4 164 020 30 00 280
S30-30-Air	4 164 020 30 00 300
S30-32-Air	4 164 020 30 00 320
S30-34-Air	4 164 020 30 00 340

Order No.	Article No.
S30-36-Air	4 164 020 30 00 360
S30-38-Air	4 164 020 30 00 380
S30-40-Air	4 164 020 30 00 400
S30-42-Air	4 164 020 30 00 420
S30-45-Air	4 164 020 30 00 450



- › Circumference in cm
- › The circumference is measured 4cm above the distal end of the residual limb!

SoftSkin Air® S30 CL



- Similar features as the SoftSkin S30AIR
- Without distal connector

Order No.	Article No.
S30CL-16-Air	4 168 020 30 00 160
S30CL-18-Air	4 168 020 30 00 180
S30CL-20-Air	4 168 020 30 00 200
S30CL-21-Air	4 168 020 30 00 210
S30CL-22-Air	4 168 020 30 00 220
S30CL-23,5-Air	4 168 020 30 00 235

Order No.	Article No.
S30CL-25-Air	4 168 020 30 00 250
S30CL-26,5-Air	4 168 020 30 00 265
S30CL-28-Air	4 168 020 30 00 280
S30CL-30-Air	4 168 020 30 00 300
S30CL-32-Air	4 168 020 30 00 320
S30CL-34-Air	4 168 020 30 00 340

Order No.	Article No.
S30CL-36-Air	4 168 020 30 00 360
S30CL-38-Air	4 168 020 30 00 380
S30CL-40-Air	4 168 020 30 00 400
S30CL-42-Air	4 168 020 30 00 420
S30CL-45-Air	4 168 020 30 00 450



- › Circumference in cm
- › The circumference is measured 4cm above the distal end of the residual limb!

1 Prosthetics

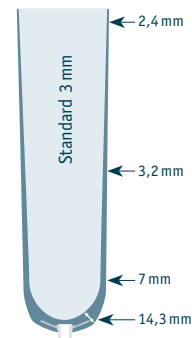
1.4 Liners and Locks

SoftSkin S40

The comfortable liner



- Shore hardness: 40 / Thickness: 3 mm / Length: 370 mm
- Soft cushioning of the stump
- Good gripping effect of the silicone
- Comfortable and easy to handle
- For patients with mobility levels 1 – 3
- Easy donning due to special coating of the textile
- New textile cover provides good containment (no matrix needed)
- Stainless steel pin fitting with distal connector
- Inclusive liner stand



Days, free testing

Order No.	Article No.
S40-16	4 164 010 40 00 160
S40-18	4 164 010 40 00 180
S40-20	4 164 010 40 00 200
S40-21	4 164 010 40 00 210
S40-22	4 164 010 40 00 220
S40-23,5	4 164 010 40 00 235

Order No.	Article No.
S40-25	4 164 010 40 00 250
S40-26,5	4 164 010 40 00 265
S40-28	4 164 010 40 00 280
S40-30	4 164 010 40 00 300
S40-32	4 164 010 40 00 320
S40-34	4 164 010 40 00 340

Order No.	Article No.
S40-36	4 164 010 40 00 360
S40-38	4 164 010 40 00 380
S40-40	4 164 010 40 00 400
S40-42	4 164 010 40 00 420
S40-45	4 164 010 40 00 450



- › Circumference in cm
- › The circumference is measured 4cm above the distal end of the residual limb!

SoftSkin S40CL



- Similar features as the SoftSkin S40
- Without distal connector

Order No.	Article No.
S40CL-16	4 168 010 40 00 160
S40CL-18	4 168 010 40 00 180
S40CL-20	4 168 010 40 00 200
S40CL-21	4 168 010 40 00 210
S40CL-22	4 168 010 40 00 220
S40CL-23,5	4 168 010 40 00 235

Order No.	Article No.
S40CL-25	4 168 010 40 00 250
S40CL-26,5	4 168 010 40 00 265
S40CL-28	4 168 010 40 00 280
S40CL-30	4 168 010 40 00 300
S40CL-32	4 168 010 40 00 320
S40CL-34	4 168 010 40 00 340

Order No.	Article No.
S40CL-36	4 168 010 40 00 360
S40CL-38	4 168 010 40 00 380
S40CL-40	4 168 010 40 00 400
S40CL-42	4 168 010 40 00 420
S40CL-45	4 168 010 40 00 450



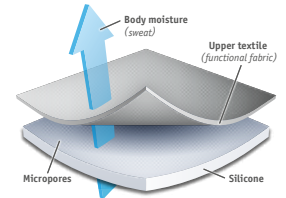
- › Circumference in cm
- › The circumference is measured 4cm above the distal end of the residual limb!

SoftSkin Air® S40

The comfortable breathable liner



- Shore hardness: 40 / Thickness: 3 mm / Length: 370 mm
- Soft Cushioning of the stump
- Less sweating due to special micropores
- Long time wearing comfort
- Increased safety due to better friction on the skin
- Easy donning due to special coating of the textile
- New textile cover provides good containment (no matrix needed)
- Stainless steel pin fitting with distal connector
- Inclusive liner stand



Order No.	Article No.
S40-16-Air	4 164 020 40 00 160
S40-18-Air	4 164 020 40 00 180
S40-20-Air	4 164 020 40 00 200
S40-21-Air	4 164 020 40 00 210
S40-22-Air	4 164 020 40 00 220
S40-23,5-Air	4 164 020 40 00 235

Order No.	Article No.
S40-25-Air	4 164 020 40 00 250
S40-26,5-Air	4 164 020 40 00 265
S40-28-Air	4 164 020 40 00 280
S40-30-Air	4 164 020 40 00 300
S40-32-Air	4 164 020 40 00 320
S40-34-Air	4 164 020 40 00 340

Order No.	Article No.
S40-36-Air	4 164 020 40 00 360
S40-38-Air	4 164 020 40 00 380
S40-40-Air	4 164 020 40 00 400
S40-42-Air	4 164 020 40 00 420
S40-45-Air	4 164 020 40 00 450



- › Circumference in cm
- › The circumference is measured 4cm above the distal end of the residual limb!

SoftSkin Air® S40 CL



- Similar features as the SoftSkin S40AIR
- Without distal connector

Order No.	Article No.
S40CL-16-Air	4 168 020 40 00 160
S40CL-18-Air	4 168 020 40 00 180
S40CL-20-Air	4 168 020 40 00 200
S40CL-21-Air	4 168 020 40 00 210
S40CL-22-Air	4 168 020 40 00 220
S40CL-23,5-Air	4 168 020 40 00 235

Order No.	Article No.
S40CL-25-Air	4 168 020 40 00 250
S40CL-26,5-Air	4 168 020 40 00 265
S40CL-28-Air	4 168 020 40 00 280
S40CL-30-Air	4 168 020 40 00 300
S40CL-32-Air	4 168 020 40 00 320
S40CL-34-Air	4 168 020 40 00 340

Order No.	Article No.
S40CL-36-Air	4 168 020 40 00 360
S40CL-38-Air	4 168 020 40 00 380
S40CL-40-Air	4 168 020 40 00 400
S40CL-42-Air	4 168 020 40 00 420
S40CL-45-Air	4 168 020 40 00 450



- › Circumference in cm
- › The circumference is measured 4cm above the distal end of the residual limb!

1 Prosthetics

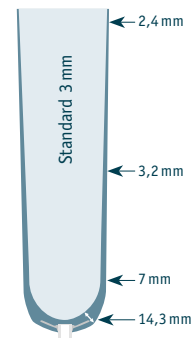
1.4 Liners and Locks

SoftSkin S50

The active Liner



- Shore hardness: 50 / Thickness: 3 mm / Length: 370 mm
- Firm silicone stabilizes the soft tissue
- Combination of firm silicone and textile provides optimal control longer
- For patients with mobility levels 2 – 4
- Easy donning due to special coating of the textile
- New textile cover provides good containment (no matrix needed)
- Stainless steel pin fitting with distal connector
- Inclusive liner stand



Days, free testing

Order No.	Article No.
S50-16	4 164 010 50 00 160
S50-18	4 164 010 50 00 180
S50-20	4 164 010 50 00 200
S50-21	4 164 010 50 00 210
S50-22	4 164 010 50 00 220
S50-23,5	4 164 010 50 00 235

Order No.	Article No.
S50-25	4 164 010 50 00 250
S50-26,5	4 164 010 50 00 265
S50-28	4 164 010 50 00 280
S50-30	4 164 010 50 00 300
S50-32	4 164 010 50 00 320
S50-34	4 164 010 50 00 340

Order No.	Article No.
S50-36	4 164 010 50 00 360
S50-38	4 164 010 50 00 380
S50-40	4 164 010 50 00 400
S50-42	4 164 010 50 00 420
S50-45	4 164 010 50 00 450



› Circumference in cm

› The circumference is measured 4cm above the distal end of the residual limb!

SoftSkin S50CL



- Similar features as the SoftSkin S50
- Without distal connector

Order No.	Article No.
S50CL-16	4 168 010 50 00 160
S50CL-18	4 168 010 50 00 180
S50CL-20	4 168 010 50 00 200
S50CL-21	4 168 010 50 00 210
S50CL-22	4 168 010 50 00 220
S50CL-23,5	4 168 010 50 00 235

Order No.	Article No.
S50CL-25	4 168 010 50 00 250
S50CL-26,5	4 168 010 50 00 265
S50CL-28	4 168 010 50 00 280
S50CL-30	4 168 010 50 00 300
S50CL-32	4 168 010 50 00 320
S50CL-34	4 168 010 50 00 340

Order No.	Article No.
S50CL-36	4 168 010 50 00 360
S50CL-38	4 168 010 50 00 380
S50CL-40	4 168 010 50 00 400
S50CL-42	4 168 010 50 00 420
S50CL-45	4 168 010 50 00 450



› Circumference in cm

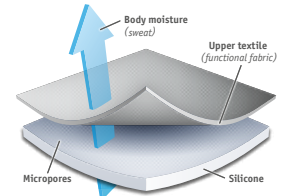
› The circumference is measured 4cm above the distal end of the residual limb!

SoftSkin Air® S50

The active breathable liner



- Shore hardness: 50 / Thickness: 3 mm / Length: 370 mm
- Firm silicone stabilizes the soft tissue
- Less sweating due to special micropores
- Long time wearing comfort
- Increased safety due to better friction on the skin
- Combination of firm silicone and textile provides optimal comfort longer
- Easy donning due to special coating of the textile
- New textile cover provides good containment (no matrix needed)
- Stainless steel pin fitting with distal connector
- Inclusive liner stand



Order No.	Article No.
S50-16-Air	4 164 020 50 00 160
S50-18-Air	4 164 020 50 00 180
S50-20-Air	4 164 020 50 00 200
S50-21-Air	4 164 020 50 00 210
S50-22-Air	4 164 020 50 00 220
S50-23,5-Air	4 164 020 50 00 235

Order No.	Article No.
S50-25-Air	4 164 020 50 00 250
S50-26,5-Air	4 164 020 50 00 265
S50-28-Air	4 164 020 50 00 280
S50-30-Air	4 164 020 50 00 300
S50-32-Air	4 164 020 50 00 320
S50-34-Air	4 164 020 50 00 340

Order No.	Article No.
S50-36-Air	4 164 020 50 00 360
S50-38-Air	4 164 020 50 00 380
S50-40-Air	4 164 020 50 00 400
S50-42-Air	4 164 020 50 00 420
S50-45-Air	4 164 020 50 00 450



- › Circumference in cm
- › The circumference is measured 4cm above the distal end of the residual limb!

SoftSkin Air® S50 CL



- Similar features as the SoftSkin S50AIR
- Without distal connector

Order No.	Article No.
S50CL-16-Air	4 168 020 50 00 160
S50CL-18-Air	4 168 020 50 00 180
S50CL-20-Air	4 168 020 50 00 200
S50CL-21-Air	4 168 020 50 00 210
S50CL-22-Air	4 168 020 50 00 220
S50CL-23,5-Air	4 168 020 50 00 235

Order No.	Article No.
S50CL-25-Air	4 168 020 50 00 250
S50CL-26,5-Air	4 168 020 50 00 265
S50CL-28-Air	4 168 020 50 00 280
S50CL-30-Air	4 168 020 50 00 300
S50CL-32-Air	4 168 020 50 00 320
S50CL-34-Air	4 168 020 50 00 340

Order No.	Article No.
S50CL-36-Air	4 168 020 50 00 360
S50CL-38-Air	4 168 020 50 00 380
S50CL-40-Air	4 168 020 50 00 400
S50CL-42-Air	4 168 020 50 00 420
S50CL-45-Air	4 168 020 50 00 450



- › Circumference in cm
- › The circumference is measured 4cm above the distal end of the residual limb!

1 Prosthetics

1.4 Liners and Locks

SoftSkin TF

The comfortable liner



- Shore hardness: 40 / Thickness: 3 mm / Length: 350 mm
- Firm silicone stabilizes the soft tissue
- Soft cushioning of the stump
- Has high transverse elasticity, so flexible adapts to residual limb shape
- The special combination of fabrics effectively minimizes longitudinal travel
- For patients with mobility level 1 – 4
- Easy donning due to special coating of the textile
- Stainless steel pin fitting
- Inclusive liner stand



Order No.	Article No.
STF-28	4 165 010 60 00 280
STF-30	4 165 010 60 00 300
STF-32	4 165 010 60 00 320
STF-34	4 165 010 60 00 340

Order No.	Article No.
STF-36	4 165 010 60 00 360
STF-38	4 165 010 60 00 380
STF-40	4 165 010 60 00 400
STF-42	4 165 010 60 00 420

Order No.	Article No.
STF-45	4 165 010 60 00 450
STF-50	4 165 010 60 00 500
STF-55	4 165 010 60 00 550



› Circumference in cm

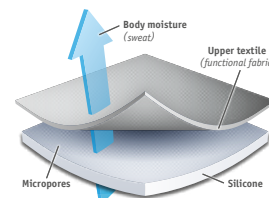
› The circumference is measured 4cm above the distal end of the residual limb!

SoftSkin Air® TF

The comfortable breathable liner



- Shore hardness: 40 / Thickness: 3 mm / Length: 350 mm
- Soft cushioning of the stump
- Less sweating due to special micropores
- Long time wearing comfort
- Increased safety due to better friction on the skin
- Has high transverse elasticity, so flexibly adapts to residual limb shape
- The special combination of fabrics effectively minimizes longitudinal travel
- Stainless steel pin fitting
- Inclusive liner stand



Order No.	Article No.
STF-28-Air	4 165 020 60 00 280
STF-30-Air	4 165 020 60 00 300
STF-32-Air	4 165 020 60 00 320
STF-34-Air	4 165 020 60 00 340

Order No.	Article No.
STF-36-Air	4 165 020 60 00 360
STF-38-Air	4 165 020 60 00 380
STF-40-Air	4 165 020 60 00 400
STF-42-Air	4 165 020 60 00 420

Order No.	Article No.
STF-45-Air	4 165 020 60 00 450
STF-50-Air	4 165 020 60 00 500
STF-55-Air	4 165 020 60 00 550



- › Circumference in cm
- › The circumference is measured 4cm above the distal end of the residual limb!

1 Prosthetics

1.4 Liners and Locks

L03 Silicone Liner

Transparent with pin attachment

- Shorehardness: 50 / Thickness: 2,5 mm / Length: 350 mm
- Soft cushioning of the stump
- Also for immediate postoperative fittings
- 10 cm inner reinforcement (matrix) to reduce longitudinal travel
- Stainless steel pin fitting
- Inclusive liner stand



Order No.	Article No.
L03-16	4 143 010 10 00 160
L03-18	4 143 010 10 00 180
L03-20	4 143 010 10 00 200
L03-21	4 143 010 10 00 210
L03-22	4 143 010 10 00 220
L03-23,5	4 143 010 10 00 235



- › Circumference in cm
- › The circumference is measured 4cm above the distal end of the residual limb!

Order No.	Article No.
L03-25	4 143 010 10 00 250
L03-26,5	4 143 010 10 00 265
L03-28	4 143 010 10 00 280
L03-30	4 143 010 10 00 300
L03-32	4 143 010 10 00 320
L03-34	4 143 010 10 00 340

Order No.	Article No.
L03-36	4 143 010 10 00 360
L03-38	4 143 010 10 00 380
L03-40	4 143 010 10 00 400
L03-42	4 143 010 10 00 420
L03-45	4 143 010 10 00 450

L20 Silicone Liner

Transparent without pin attachment

- Similar to the L03
- Without pin attachment and without inner reinforcement (matrix)

Order No.	Article No.
L20-20	4 143 010 00 00 200
L20-21	4 143 010 00 00 210
L20-22	4 143 010 00 00 220
L20-23,5	4 143 010 00 00 235
L20-25	4 143 010 00 00 250



- › Circumference in cm
- › The circumference is measured 4cm above the distal end of the residual limb!

Order No.	Article No.
L20-26,5	4 143 010 00 00 265
L20-28	4 143 010 00 00 280
L20-30	4 143 010 00 00 300
L20-32	4 143 010 00 00 320
L20-34	4 143 010 00 00 340

Order No.	Article No.
L20-36	4 143 010 00 00 360
L20-38	4 143 010 00 00 380
L20-40	4 143 010 00 00 400
L20-42	4 143 010 00 00 420
L20-45	4 143 010 00 00 450

L01 Distal-Cup

- Distal thickness: 6 mm, thins out proximally
- Length: 150 mm
- Distal volume compensation for conically shaped residual limbs
- Soft padding for bony and scarred distal ends
- Soft silicone
- Shock absorbing
- Transparant



Order No.	Distal circumference in cm	Silicone liner size	Article No.
L01-6	6	14	4 143 070 00 00 060
L01-7	7	16	4 143 070 00 00 070
L01-9	9	18	4 143 070 00 00 090
L01-11	11	20 / 21	4 143 070 00 00 110
L01-12	12	22	4 143 070 00 00 120
L01-14	14	23,5	4 143 070 00 00 140



› The circumference is measured 4 cm above the distal end of the residual limb.

Order No.	Distal circumference in cm	Silicone liner size	Article No.
L01-16	16	25	4 143 070 00 00 140
L01-17	17	26,5	4 143 070 00 00 170
L01-19	19	28	4 143 070 00 00 190
L01-20	20	30	4 143 070 00 00 200
L01-22	22	32	4 143 070 00 00 220

Silicone Distal End Pad

For knee disarticulations, convex (for intercondylar fossa)

Order No.	Condylar circumference in cm	Article No.
L14-1	36 – 36	4 156 020 01 00 360
L14-2	38 – 40	4 156 020 01 00 400



For knee disarticulations, concave

Order No.	Condylar circumference in cm	Article No.
L15-1	36 – 36	4 156 020 02 00 360
L15-2	38 – 40	4 156 020 02 00 400

1 Prosthetics

1.4 Liners and Locks

Accessories for Liners

E-LSG Liner stand from plastic to store the liner after use and/or cleaning

Order No.	Height	Weight	Article No.
E-LSG	480 mm	181 g	4 650 909 00 55 000



SoftSkin Air® Support Package

- Filled bag with zipper for amputees with liner treatment
- Size: 20 × 10 × 10cm Material: Polyester
- Content: 6 cotton stumpssocks, 5 Cleani-Stump toweld (PS-05)
- Available in 3 versions



Order No.	Description	Content	Article No.
S40-Air-SP	SoftSkin Air Support Package	6x ST12-35 (BK stump sock w. opening), 5 × Cleani-Stump	4 164 028 00 00 000
S40CL-Air-SP	SoftSkin Air CL Support Package	6x ST10-35 (BK stump sock w/o opening), 5 × Cleani-Stump	4 168 028 00 00 000
STF-Air-SP	SoftSkin Air TF Support Package	6x ST23-35 (AK stump sock w. opening), 5 × Cleani-Stump	4 165 028 00 00 000

G30 GEL-Liner

- Available in 3 mm (circular) or 6 / 3 mm (anterior / posterior) thickness
- With or without distal attachment
- Thermoplastic formable (65 ° – 85 °C)
- Smooth and abrasion-resistant textile
- Optimum cushion
- Marginal wrinkles in the knee back area
- High skin tolerance
- Including liner stand



G30L with distal attachment

Order No.	Size	Proximal circumference (cm)	Distal circumference (cm)	Article No.
G30L-S-3	S, 3 mm circular	29 – 31,5	16 – 23,5	4 650 010 00 01 000
G30L-M-3	M, 3 mm circular	30 – 36	21 – 28	4 650 010 00 02 000
G30L-L-3	L, 3 mm circular	37 – 50	25 – 37	4 650 010 00 03 000
G30L-XL-3	XL, 3 mm circular	42 – 55	28 – 40	4 650 010 00 04 000
G30L-XXL-3	XXL, 3 mm circular	44 – 65	32 – 55	4 650 010 00 05 000

Order No.	Size	Proximal circumference (cm)	Distal circumference (cm)	Article No.
G30L-S-6 / 3	S, 6 mm ant. / 3 mm post.	29 – 31,5	16 – 23,5	4 650 010 00 01 100
G30L-M-6 / 3	M, 6 mm ant. / 3 mm post.	30 – 36	21 – 28	4 650 010 00 02 100
G30L-L-6 / 3	L, 6 mm ant. / 3 mm post.	37 – 50	25 – 37	4 650 010 00 03 100
G30L-XL-6 / 3	XL, 6 mm ant. / 3 mm post.	42 – 55	28 – 40	4 650 010 00 04 100
G30L-XXL-6 / 3	XXL, 6 mm ant. / 3 mm post.	44 – 65	32 – 55	4 650 010 00 05 100



› The circumference is measured 4 cm above the distal end of the residual limb.

1 Prosthetics

1.4 Liners and Locks

G30C without distal attachment

Order No.	Size	Proximal circumference (cm)	Distal circumference (cm)	Article No.
G30C-S-3	S, 3 mm circular	29–31,5	16–23,5	4 650 020 00 01 000
G30C-M-3	M, 3 mm circular	30–36	21–28	4 650 020 00 02 000
G30C-L-3	L, 3 mm circular	37–50	25–37	4 650 020 00 03 000
G30C-XL-3	XL, 3 mm circular	42–55	28–40	4 650 020 00 04 000
G30C-XXL-3	XXL, 3 mm circular	44–65	32–55	4 650 020 00 05 000

Order No.	Size	Proximal circumference (cm)	Distal circumference (cm)	Article No.
G30C-S-6/3	S, 6 mm ant./3 mm post.	29–31,5	16–23,5	4 650 020 00 01 100
G30C-M-6/3	M, 6 mm ant./3 mm post.	30–36	21–28	4 650 020 00 02 100
G30C-L-6/3	L, 6 mm ant./3 mm post.	37–50	25–37	4 650 020 00 03 100
G30C-XL-6/3	XL, 6 mm ant./3 mm post.	42–55	28–40	4 650 020 00 04 100
G30C-XXL-6/3	XXL, 6 mm ant./3 mm post.	44–65	32–55	4 650 020 00 05 100



› The circumference is measured 4 cm above the distal end of the residual limb.

EasyLiner PX

- Wall thickness: 6 mm
- Without distal connector
- Transparent
- Uncoated EasyGel liner for a very comfortable fit
- Very elastic and adaptable gel especially in the popliteal area
- For bony and sensitive residual limbs
- Absorbs shocks and distributes pressure spots around the socket
- Suitable for diabetics



Order No.	Circumference in cm	Length in cm	Article No.
PX-16	16–19	33–36	4 144 030 00 00 160
PX-20	20–23	43–46	4 144 030 00 00 200
PX-24	24–27	43–46	4 144 030 00 00 240
PX-28	28–31	43–46	4 144 030 00 00 280



› The circumference is measured 4 cm above the distal end of the residual limb.

EasyLiner DT

- Wall thickness: 6 or 6/3 mm
- Made of EasyGel with outer fabric
- Distal connector
- Similar features as the Easy-Liner PX



Wall thickness 6 mm

Order No.	Circumference in cm	Article No.
DT1-16	16 – 19	4 144 040 00 00 160
DT1-20	20 – 23	4 144 040 00 00 200
DT1-24	24 – 27	4 144 040 00 00 240
DT1-28	28 – 31	4 144 040 00 00 280
DT1-32	32 – 35	4 144 040 00 00 320



› The circumference is measured 4 cm above the distal end of the residual limb.

Wall thickness 6 mm

Order No.	Circumference in cm	Article No.
DT2-16	16 – 19	4 144 050 00 00 160
DT2-20	20 – 23	4 144 050 00 00 200
DT2-24	24 – 27	4 144 050 00 00 240
DT2-28	28 – 31	4 144 050 00 00 280
DT2-32	32 – 35	4 144 050 00 00 320

G30 GEL-Knee sleeve

- Length: 350 mm
- Wall thickness: 3mm
- Optimum grip on socket and skin
- Smooth and abrasion-resistant textile
- Thermoplastic formable (65 ° – 85 °C)
- High skin tolerance



Order No.	Size	Proximal circumference (cm)	Distal circumference (cm)	Article No.
G30-KS-S	S, 3 mm	23 – 34	15 – 22	4 650 030 00 01 000
G30-KS-M	M, 3 mm	29 – 43	21 – 30	4 650 030 00 02 000
G30-KS-L	L, 3 mm	36 – 51	28 – 42	4 650 030 00 03 000
G30-KS-XL	XL, 3 mm	42 – 60	34 – 50	4 650 030 00 04 000
G30-KS-XXL	XXL, 3 mm	52 – 73	38 – 55	4 650 030 00 05 000



› The circumference to be measured 10cm above the middle of the patella.

1 Prosthetics

1.4 Liners and Locks

EasySleeve

- Wall thickness: 6 mm / Length: 330 mm / Conical Shape
- Knee sleeve with fabric covering, good grip and comfortable grip
- No stress in the popliteal area
- Easy to handle due to textile covering (smooth surface)
- Recommended for transtibial prostheses without supracondylar walls

Order No.	Size	Circumference (cm)	Article No.
L08-25	20 (S)	25 – 30	4 145 020 00 00 200
L08-31	24 (M)	31 – 37	4 145 020 00 00 240
L08-38	28 (L)	38 – 45	4 145 020 00 00 280
L08-46	32 (XL)	46 – 54	4 145 020 00 00 320



› The circumference is measured 20cm above the center of the patella.



Silicone Knee Sleeve

- Wall thickness: 1,5 mm / Length: 340 mm
- External smooth textile covering
- Very thin wall, though still stable, remains shape
- Suitable for active patients

























Order No.	Circumference (cm)	Article No.
L09-28	28 – 32	4 145 030 00 91 280
L09-33	33 – 34	4 145 030 00 91 330
L09-35	35 – 37	4 145 030 00 91 350
L09-38	38 – 40	4 145 030 00 91 380
L09-41	41 – 45	4 145 030 00 91 410
L09-46	46 – 51	4 145 030 00 91 460
L09-52	52 – 57	4 145 030 00 91 520
L09-58	58 – 64	4 145 030 00 91 580



› The circumference is measured 10cm above the center of the patella.



Overview Locking Devices

Fitting type	Pin variations			Recommended attachment
	Smooth / Slightly corrugated Pin	Clutch Lock Pin	Shuttle (Ratchet) Lock Pin	
				
<p>Direct fitting in socket material (Lamination or Thermoplastic)</p>	<p>ShL1</p> 	<p>ShL20</p> 	<p>ShL3A-2</p> 	<p>Distal combined with</p> <p>A8-Ti A9-T</p>   <p>A28-Al A29-Al</p>  
<p>Partly fitted in the socket material (attachment plate part)</p>	<p>ShL40A</p> 	<p>ShL40B</p> 		<p>Distal attached with</p> <p>A10 A11</p>   <p>A13 A14</p>  
<p>Fitting with additional lamination anchor with M36 thread</p>		<p>ShL5B</p> 		<p>proximal</p> <p>A19-St A20-St</p>   <p>distal</p> <p>A22 A23</p>  
		<p>ShL50B</p> 		<p>proximal</p> <p>A19-St A20-St</p>  

1 Prosthetics

1.4 Liners and Locks

ShL1 Locking Device

With smooth pin

- Is laminated securely into the socket, can be accessed through the inside of the socket
- Smooth pin with grooved/corrugated tip
- Includes: ShL1 incl. funnel 58mm, funnel 76mm, lamination dummy, smooth pin/corrugated tip
- Designed for belowknee sockets



Order No.	Material	Weight	Installation height	Article No.
ShL1	Aluminium	78 g	23 mm	4 147 110 01 00 000

Service parts ShL1

Order No.	Description	Article No.
E-ShL-02	Smooth pin 55mm	4 147 019 00 00 002
E-ShL-03	Smooth pin 90mm	4 147 019 00 00 003
E-ShL-54	Smooth pin with grooved tip	4 620 009 00 33 001
E-ShL-06	Push button	4 147 019 00 00 006
E-ShL-07	Spring with silicone base	4 147 019 00 00 007
E-ShL-08	Clamp disks, 2 pieces	4 147 019 00 00 008
E-ShL-09	Mechanism for ShL1	4 147 019 00 00 009
E-ShL-10	Lamination dummy set for ShL1	4 147 019 00 00 010
E-ShL-11	Funnel 58mm for ShL1	4 147 019 08 00 000
E-ShL-12	Funnel 76mm for ShL1	4 147 019 09 00 000

Tooling for ShL1

Order No.	Description	Article No.
E-ShL1-13	Two-hole wrench	4 147 019 10 00 000



ShL20 Locking Device

With Clutch Lock

- Laminated or thermofitted into the socket
- Unlocking under tensile loads
- Release button can be shortened
- Includes: ShL20 incl. ClutchLock pin and dummy set
- › **Direct fit to socket adapter A8-Ti and A9-Ti or laminating plates A28-Al and A29-Al is possible**



Order No.	Material	Weight	Installation height	Article No.
ShL20	Plastic	118 g	40 mm	4 655 020 00 02 000

Service parts ShL20

Order No.	Description	Article No.
E-ShL16	Wrench to tighten pin	4 147 009 59 00 000
E-ShL17	ClutchLock pin 55mm	4 147 029 04 00 000
E-ShL18	ClutchLock pin 90mm	4 147 029 05 00 000
E-ShL56	Mechanism for ShL20 / ShL5B	4 655 029 00 01 000
E-ShL57	Dummy set ShL20	4 655 029 00 02 000
E-ShL58	Release push button	4 655 029 00 03 000

1 Prosthetics

1.4 Liners and Locks

ShL3A-2 Lock

With Shuttle lock

- Laminated or thermofitted into the socket
- Sweet- and saltwater proof, includes: ShL3A-2 incl. Shuttle lock pin and dummy set
- › **Direct fit to socket adapter A8-Ti and A9-Ti or laminating plates A28-Al and A29-Al is possible**



Order No.	Material	Weight	Installation height	Article No.
ShL3A-2	Plastic	86 g	38 mm	4 147 009 58 00 000

Service parts ShL3A-2

Order No.	Description	Article No.
E-ShL21	Pin, 55 mm (Shuttle)	4 147 049 01 22 000
E-ShL22	Pin, 90 mm (Shuttle)	4 147 049 02 22 000
E-ShL11	Funnel 58 mm	4 147 019 08 00 000
E-ShL23	Release push button	4 147 049 03 22 000
E-ShL24	Screw cap	4 147 049 04 22 000
E-ShL25	Stainless steel ratchet	4 147 009 55 00 000
E-ShL26	Stainless steel spring	4 147 049 06 22 000
E-ShL27	Patient's key	4 147 049 07 22 000
E-ShL28	Dummy, Mechanism	4 147 049 08 22 000

ShL40A Modular Locking Device

With smooth pin

- Laminated or thermofitted into the socket
- Lowerpart replaceble with ShL40B, weight limet 150kg, with 4 hole attachment
- Release button can be shortened, inclusive dummy set and smooth pin with grooved tip
- › **Direct attachment possibility to socket adapters: A10, A11, A13 or A14**

< 150 kg 



Order No.	Material	Weight	Installation height	Article No.
ShL40A	Aluminium	247 g	38 mm	4 655 040 00 01 000

Service parts ShL40A

Order No.	Description	Article No.
E-ShL40	Mechanism	4 147 149 00 00 004
E-ShL02	Pin, smooth 55mm	4 147 019 00 00 002
E-ShL03	Pin, smooth 90mm	4 147 019 00 00 003
E-ShL54	Pin, smooth with grooved tip	4 620 009 00 33 001

Order No.	Description	Article No.
E-ShL06	Push button black	4 147 019 00 00 006
E-ShL61	Replacement kit for ShL40A	4 655 049 00 06 000
E-ShL60	Dummy set for ShL40A, ShL40B	4 655 049 00 05 000
E-ShL62	Lamination plate ShL40	4 655 049 00 07 000

ShL40B Modular Locking Device

With Clutch lock

- Laminated or thermofitted into the socket
- Lowerpart replaceble with ShL40A, weight limet 150kg, with 4 hole attachment
- Release button can be shortened, inclusive dummy set and Clutch-pin
- › **Direct attachment possibility to socket adapters: A10, A11, A13 or A14**

< 150 kg 



Order No.	Material	Weight	Installation height	Article No.
ShL40B	Aluminium	252 g	42 mm	4 655 040 00 02 000

Service parts ShL40B

Order No.	Description	Article No.
E-ShL16	Patient's key	4 147 009 59 00 000
E-ShL17	Pin, Clutch 55 mm	4 147 029 04 00 000
E-ShL18	Pin, Clutch 90 mm	4 147 029 05 00 000

Order No.	Description	Article No.
E-ShL58	Lower part of the mechanics for ShL40B	4 655 029 00 03 000
E-ShL59	Dummy kit for ShL40A, ShL40B	4 655 049 00 04 000
E-ShL60	Dummy set for ShL40A, ShL40B	4 655 049 00 05 000
E-ShL62	Lamination plate ShL40	4 655 049 00 07 000

1 Prosthetics

1.4 Liners and Locks

ShL5B Locking Device

With Clutch lock

- Direct socket attachment with lamination anchor with M36 thread
- Direct attachment to M36 thread adapters
- Release button can be shortened
- Lamination anchor and/or distal adapters need to be ordered separately



Order No.	Material	Weight	Installation height	Article No.
ShL5B	Aluminium	146 g	40 mm	4 147 030 00 11 001

ShL50B Locking Device

With Clutch lock

- Direct fit with M36 anchor
- Integrated pyramid
- Release button can be shortened
- M36 Anchor needs to be ordered separately



Order No.	Material	Weight	Installation height	Article No.
ShL50B	Aluminium	200 g	30 mm	4 655 050 00 02 000

Service parts for ShL5B and ShL50B

Order No.	Description	Article No.
E-ShL16	Patient's key	4 147 009 59 00 000 E
E-ShL17	Pin, Clutch 55mm	4 147 029 04 00 000
E-ShL18	Pin, Clutch 90 mm	4 147 029 05 00 000
E-ShL56	Mechanics ShL20 a. ShL5B	4 655 029 00 01 000
E-ShL58	Push Button-Set ShL	4 655 029 00 03 000

EM Pulling-In Mechanism

- For AK and BK Prostheses
- Fixation by cord clamp



Order No.	Material	Article No.
EM	Plastic	4 147 000 00 00 001

Service parts for EM

Order No.	Description	Article No.
E-EM01	Lamination body	4 147 009 00 00 001
E-EM02	Perlon cord 1,5m	4 147 009 00 00 002
E-EM03	Coupling screw with perlon cord	4 147 009 00 00 003
E-EM04	Cover for perlon cord	4 147 009 00 00 004
E-EM05	Clamp for perlon cord	4 147 009 00 00 005
E-EM06	Handle	4 147 009 00 00 006

Quality and function

Valves

Get more information on
www.uniprox.de



Valves in mobility management.
For individual care.














unique prosthetic solutions

A company of the Bauerfeind Group _ www.uniprox.de

1 Prosthetics

1.5 Valves

Overview Valves

<i>Fitting type</i>	<i>Valve type</i>			Materials (skincontacted)
	Manual Air-Expulsion	Automatic air expulsion	Jet Valve	
	Air expulsion by pressing the push button	Air will be expelled automatically by pressure in the socket.	Air will expulse during top pressure and impulse during under pressure.	
Fixed in Socketmaterial	<p>V02 (Catalogue page 74)</p>  <p>Valve opening 24mm</p> <p>V09 (Catalogue page 76)</p>  <p>Valve opening 30mm</p>	<p>V09-A (Catalogue page 76)</p>  <p>Valve opening 30mm</p>		Plastic
Screwed in valve receiver/ housing. Valve receiver fitted by dummy.	<p>V10 (Catalogue page 76)</p>  <p>Valve opening 30mm</p> <p>V13 (Catalogue page 78)</p>  <p>Valve opening 20 mm</p>	<p>V08 (Catalogue page 75)</p>  <p>Valve opening 22 mm</p> <p>V10-A (Catalogue page 76)</p>  <p>Valve opening 30mm</p>	<p>VJ1 (Catalogue page 73)</p>  <p>VJ2 (Catalogue page 73)</p> 	Plastic / Satinless Steel
	<p>V18 (Catalogue page 79)</p>  <p>Valve opening 28 mm</p> <p>V20 (Catalogue page 79)</p>  <p>Valve opening 24 mm</p>	<p>V22 (Catalogue page 79)</p>  <p>Valve opening 28 mm</p>	<p>V21 (Catalogue page 79)</p>  <p>Valve opening 28 mm</p>	Plastic / Aluminium

Vacuum-Jet 1

- Direct socket attachment by M36 thread
- The vacuum-jet provides temporary vacuum, thus the residual limb is not exerted to vacuum permanently and may relax in non-weight bearing phases
- Includes: VJ1, Pyramid adapter with M36 thread, Dummy set
- Lamination anchor needs to be ordered separately



Order No.	Material	Promimal Adaption	Distal Adaption	Article No.
VJ1	Steel/Plastic	M36-Thread	Pyramid	4 175 000 77 00 000



Vacuum-Jet 2

- The vacuum-jet provides temporary vacuum, thus the residual limb is not exerted to vacuum permanently and may relax in non-weight bearing phases
- Freely positionable in the socket
- Can be retrofitted
- Includes: VJ2, Dummy plate with screw, sealing ring

Order No.	Material	Size	Article No.
VJ2	Steel	∅ 12 × 16 mm	4 663 050 00 00 000

Service parts VJ2

For regular maintenance, a replacement kit contains a set of filters, a protective cap and a sealing ring

Order No.	Description	Article No.
E-VJ2	Replacement kit	4 660 010 90 55 000



1 Prosthetics

1.5 Valves

Flat Rubber Valve

Manual expulsion

- With thumb flap
- Valve ring outside 40mm
- Plastic valve rings needs to be ordered seperately

Order No.	Material	Valve Opening	Article No.
V02	Rubber /Silicone	Ø 24 mm	4 233 020 00 00 000



Accessories V02

Valve Ring

Order No.	Material	Valve Opening	Article No.
E-V01	Plastic	Ø 24 mm	4 233 030 00 00 000



Tube with valve seat

Order No.	Material	Valve Opening	Article No.
E-V02	Plastic	Ø 24 mm	4 233 080 00 00 000



V08 Socket Valve

Automatic air expulsion

- For flexible sockets
- Valve head 28mm, Bore 32mm
- Valve dummy E-V07 and special key are not included

Order No.	Material	Valve Opening	Article No.
V08	Stainless Steel / Plastic	Ø 22 mm	4 233 090 00 00 000



Valve body

Order No.	Material	Valve Opening	Article No.
E-V03	Plastic	Ø 22 mm	4 233 091 03 00 000



Dummy

Order No.	Material	Article No.
E-V07	Aluminium	4 233 091 04 00 000



Special key for tightening the valve seat

Order No.	Material	Article No.
E-V08	Aluminium	4 233 091 06 00 000



Patient's key

Order No.	Material	Article No.
E-V09	Plastic	4 233 091 07 00 000



1 Prosthetics

1.5 Valves

V09 Socket Valve

For check- and interim-sockets

- Direct fitting in thermoplastic socket material
- Extra large valve opening: Inside 30mm Outside 35mm
- Set includes: dummy with pin, 2 deep drawing socks

Manual air expulsion

Order No.	Material	Valve Opening	Article No.
V09	Plastic	Ø 30 mm	4 233 100 00 00 000



Automatic air expulsion

Order No.	Material	Valve Opening	Article No.
V09-A	Plastic	Ø 30 mm	4 663 040 00 00 000



V10 Socket Valve

For container sockets

- Extra Large Valve opening like V09 (valve body exchangeable)
- Valve house from stainless steel
- Dummy set E-V44 and wrench E-V45 need to be ordered separately

Manual air expulsion

Order No.	Material	Valve Opening	Article No.
V10	Plastic/ Stainless steel	Ø 30 mm	4 660 050 00 00 000



Automatic air expulsion

Order No.	Material	Valve Opening	Article No.
V10-A	Plastic/ Stainless Steel	Ø 30 mm	4 660 050 00 01 000



Service parts V09 and V10

Valve body for V09 and V10 with manual air expulsion

Order No.	Material	Article No.
E-V46	Plastic	4 660 059 00 03 000



Valve body for V09-A and V10-A with automatic air expulsion

Order No.	Material	Article No.
E-V47	Plastic	4 660 059 00 04 000



Dummy-set for V10/V10-A

Order No.	Material	Article No.
E-V44	Aluminium	4 660 059 00 01 000



Special wrench for V10

Order No.	Material	Article No.
E-V45	Steel	4 660 059 00 02 000



1 Prosthetics

1.5 Valves

V13 Socket Valve

With manual air expulsion

- Designed for flexible- and container-sockets
- Valve head 24 mm, bore 28 mm
- Dummy E-V17, Patient's key E-V18 and Special wrench **are not included**

Order No.	Material	Valve Opening	Article No.
V13	Stainless steel, Plastic	Ø 20 mm	4 233 140 00 00 000



Service parts V13

Valve housing V13

Order No.	Material	Valve Opening	Article No.
E-V15	Stainless steel	Ø 20 mm	4 233 141 01 00 000



Valve body V13

Order No.	Material	Valve Opening	Article No.
E-V16	Plastic	Ø 20 mm	4 233 141 03 00 000



Dummy for V13

Order No.	Material	Article No.
E-V17	Aluminium	4 233 141 05 00 000



Patient's key V13

Order No.	Material	Article No.
E-V18	Plastic	4 233 141 06 00 000



Special wrench for V13

Order No.	Material	Article No.
E-V18	Aluminium	4 233 141 07 00 000



V18 Valve

With manual air expulsion

- Contact valve, incl. dummy and nail
- Valve head 33 mm , bore 38 mm

Order No.	Material	Valve Opening	Article No.
V18	Aluminium, Plastic	Ø 28 mm	4 233 190 00 00 000



V20 Valve

With manual air expulsion

- Flat rubber valve
- Valve head 33 mm, bore 38 mm

Order No.	Material	Valve Opening	Article No.
V20	Aluminium, rubber	Ø 28 mm	4 233 200 00 00 000



V21 Jet Contact Valve

- Contact valve. During ambulation the valve allows mimum air flow in and out, incl. Dummy and nail
- Valve head 33 mm, bore 38 mm

Order No.	Material	Valve Opening	Article No.
V21	Aluminium, Plastic	Ø 28 mm	4 233 220 00 00 000



V22 Valve

With automatic air expulsion

- Contact valve, incl. Dummy and nail
- Valve head 33 mm, bore 38 mm

Order No.	Material	Valve Opening	Article No.
V22	Aluminium, Plastic	Ø 28 mm	4 233 230 00 00 000



1 Prosthetics

1.5 Valves

Service parts for V18 – V22

O-Ring for valve body V18, V21, V22

Order No.	Material	Article No.
E-V12	Rubber	4 233 151 04 00 000

Cosmetic ring for V18, V20, V21, V22

Order No.	Material	Article No.
E-V14	Plastic	4 233 151 08 00 000

Valve body for V18

Order No.	Material	Article No.
E-V21	Aluminium, Plastic	4 233 191 01 00 000



Valve housing for V18, V20, V21, V22

Order No.	Material	Article No.
E-V22	Aluminium	4 233 191 02 00 000



Dummy for V18, V20, V21, V22

Order No.	Material	Article No.
E-V23	Plastic	4 233 191 04 00 000



Threaded coupling ring for V18, V20, V21, V22

Order No.	Material	Article No.
E-V24	Aluminium	4 233 191 05 00 000



Sealing ring

Order No.	Material	Article No.
E-V25	Soft Rubber	4 233 191 06 00 000



Valve body for V21 (Jet contact valve)

Order No.	Material	Article No.
E-V33	Aluminium, Plastic	4 233 221 01 00 000



Valve body for V22 (with automatic air expulsion)

Order No.	Material	Article No.
E-V34	Aluminium, Plastic	4 233 231 01 00 000



Expulsion push button for V22

Order No.	Material	Article No.
E-V35	Plastic	4 233 231 02 00 000



Valve housing for V20

Order No.	Material	Article No.
E-V36	Aluminium	4 233 201 01 00 000



Special wrench for V18, V20, V21, V22

Order No.	Material	Article No.
E-V32	Steel	4 233 240 00 00 000



Quality and function

Cosmetic Covers

Get more information on
www.uniprox.de



Cosmetic Covers
for customized finishing.

unique prosthetic solutions

A company of the Bauerfeind Group _ www.uniprox.de

1 Prosthetics

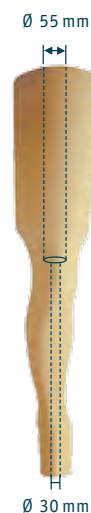
1.6 Cosmetic Covers

KS02 Transfemoral Covers

2 step bore

- Anatomical shape and flexed, 30mm tube systems
- Material: PU-Foam, caucasian
- For Knee Joints JT01, JT02, JT03

Order No.	Calf Circumference	Side	Article No.
KS02-40L	40 cm	Left	4 150 010 01 00 400
KS02-44L	44 cm	Left	4 150 010 01 00 440
KS02-40R	40 cm	Right	4 150 010 02 00 400
KS02-44R	44 cm	Right	4 150 010 02 00 440

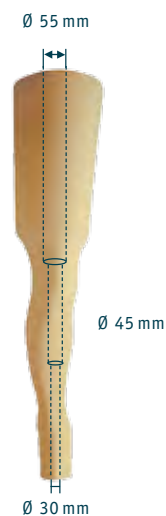


KS04 Transfemoral Covers

3 step bore

- Anatomical shape and flexed, 30mm tube systems
- Material: PU-Foam, caucasian
- For Knee Joints JT05, JT40

Order No.	Calf Circumference	Side	Article No.
KS04-36L	36 cm	Left	4 150 030 01 00 360
KS04-40L	40 cm	Left	4 150 030 01 00 400
KS04-44L	44 cm	Left	4 150 030 01 00 440
KS04-36R	36 cm	Right	4 150 030 02 00 360
KS04-40R	40 cm	Right	4 150 030 02 00 400
KS04-44R	44 cm	Right	4 150 030 02 00 440

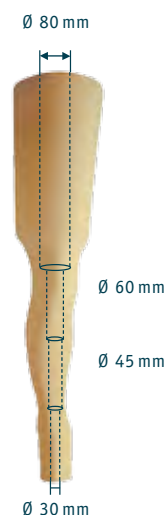


KS05 Transfemoral Covers

4 step bore

- Anatomical shape and flexed, 30mm tube systems
- Material: PU-Foam, caucasian
- For Knee Joints JT05, JT30

Order No.	Calf Circumference	Side	Article No.
KS05-40L	40 cm	Left	4 150 120 01 00 400
KS05-44L	44 cm	Left	4 150 120 01 00 440
KS05-40R	40 cm	Right	4 150 120 02 00 400
KS05-44R	44 cm	Right	4 150 120 02 00 440

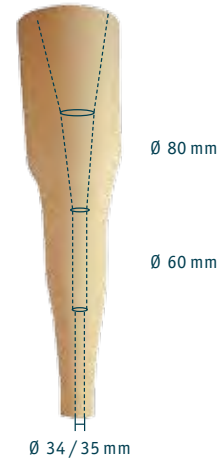


KS06 Transfemoral Covers

3 step bore

- Anatomical shape and flexed, 34mm tube systems
- Material: PU-Foam, caucasian
- For Knee Joints JT09, JT20-22S, JT30

Order No.	Calf Circumference	Side	Article No.
KS06-40L	40 cm	Left	4 150 040 01 00 400
KS06-44L	44 cm	Left	4 150 040 01 00 440
KS06-40R	40 cm	Right	4 150 040 02 00 400
KS06-44R	44 cm	Right	4 150 040 02 00 440



KS07 Transfemoral Covers Universal

2 step bore

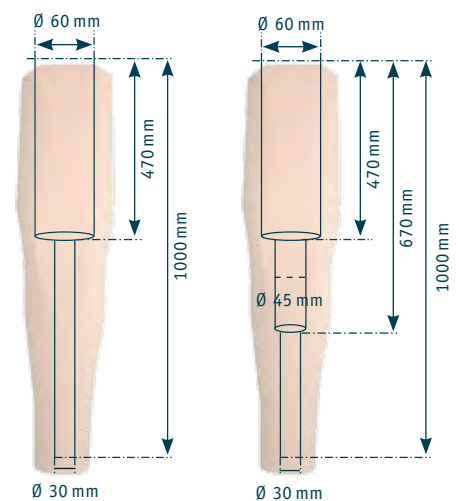
- Universal shape for larger circumferences, 34mm tube systems
- Material: PU-Foam, caucasian
- For Knee Joints JT09, JT20-22S, JT30

Order No.	Calf Circumference	Side	Article No.
KS07-52	52 cm	universal	4 150 050 00 00 000

M32 Transfemoral Foam Blank

- Preshaped and flexed, 30mm tube systems
- Material: PU-Foam, caucasian

Order No.	Drilling	Side	Article No.
M32-1	2 step	universal	4 235 030 01 00 000
M32-2	3 step	universal	4 235 030 03 00 000
M32-3	3 step	universal	4 235 030 04 00 000




1 Prosthetics

1.6 Cosmetic Covers

KS20 Transtibial Cover

30mm tube

- Squared shape, PE rigid foam
- Caucasian



Order No.	Material	Article No.
KS20	PE-Foam	4 150 080 02 00 000

KS21 Transtibial cover, conical

30mm tube

- PU-Soft foam
- Caucasian

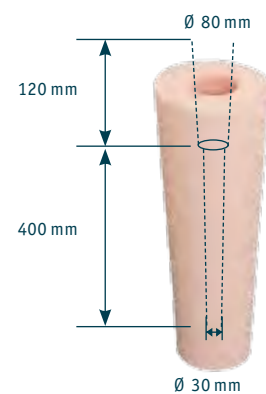


Order No.	Material	Article No.
KS21	PU-Soft foam	4 150 090 01 00 000

KS24 Transtibial cover, conical, 2 step

30mm tube

- PE rigid foam
- Caucasian



Order No.	Material	Article No.
KS24	PE-Foam	4 150 090 03 00 000

KS41 Perlon Cosmetic Stocking AK

- Caucasian
- With adhesive band

Order No.	Leg length	Band circumference	Foot length	Article No.
KS41-0	45 cm	36 cm	20 cm	4 150 009 01 00 000
KS41-1	55 cm	36 cm	20 cm	4 150 009 01 00 001
KS41-2	65 cm	38 cm	20 cm	4 150 009 01 00 002
KS41-3	75 cm	40 cm	21 cm	4 150 009 01 00 003
KS41-4	85 cm	40 cm	21 cm	4 150 009 01 00 004



KS42 Perlon Cosmetic Stocking BK

- Caucasian
- With adhesive band

Order No.	Leg length	Band circumference	Foot length	Article No.
KS42-1	36 cm	25 cm	20 cm	4 150 009 02 00 001
KS42-2	41 cm	25 cm	21 cm	4 150 009 02 00 002
KS42-3	46 cm	27 cm	22 cm	4 150 009 02 00 003



K45 Cosmetic Skin

- Nylon Helanca, to be stitched under the sole and glued
- With fitted rubberband
- Caucasian

Order No.	Leg length	Band circumference	Foot length	Article No.
KS45-1	70 cm	31 cm	US	4 150 009 03 00 310
KS45-2	110 cm	43 cm	OS	4 150 009 03 00 430
KS45-3	110 cm	48 cm	OS	4 150 009 03 00 480



Nylon-Helanca cosmetic skin per roll

Order No.	Material	Article No.
KS45	0,5 kg roll, width: 13,5 cm	4 150 009 03 00 000

Quality and function

Stumpsocks and accessories

Get more information on
www.uniprox.de



Daily products
for Prosthesis-User.

unique prosthetic solutions

A company of the Bauerfeind Group _ www.uniprox.de

1 Prosthetics

1.7 Stumpsocks and accessories

L05 ComforGel Stumpsock

- Silicone Inner Layer
- Releases skin care oil (dermatologically inert)
- For very sensitive stumps
- Shock absorbing
- For dry skin, e.g., Diabetics
- Length of silicone inner layer 23 cm
- For residual limbs up to 42 cm circumference
- No distal hole



Order No.	Length	Thickness / Ply	Color Prox. Border	Article No.
L05-3	36 cm	3	yellow	4 143 080 03 00 000
L05-5	36 cm	5	green	4 143 080 05 00 000

L30 Gel Stumpsock 2-layers

- 2mm Silipos Mineral oil gel on the inside
- Nylon textile on the outside
- Improves visual nature of the skin
- Reduces friction on the skin
- Washable
- No distal hole

Order No.	Gel-Height	Lenght	Distal Circ.	Proximal Circ.	Article No.
L30-1	20 cm	25 – 33 cm	17 – 23 cm	17 – 25 cm	4 660 010 00 01 000
L30-2	25 cm	38 – 43 cm	18 – 27 cm	18 – 30,5 cm	4 660 010 00 02 000
L30-3	25 cm	38 – 43 cm	20 – 32 cm	20 – 35,5 cm	4 660 010 00 03 000
L30-4	33 cm	43 – 48 cm	20 – 32 cm	20 – 35,5 cm	4 660 010 00 04 000
L30-5	25 cm	43 – 48 cm	23 – 35,5 cm	23 – 40,5 cm	4 660 010 00 05 000
L30-6	33 cm	46 – 53 cm	23 – 35,5 cm	23 – 40,5 cm	4 660 010 00 06 000
L30-7	33 cm	46 – 53 cm	28 – 41 cm	28 – 46 cm	4 660 010 00 07 000
L30-8	33 cm	46 – 53 cm	30,5 – 48 cm	30,5 – 53 cm	4 660 010 00 08 000



L35 Gel Stumpsock 3-layers

- Similar to L30, though mineral oil gel between 2 nylon layers

Order No.	Gel-Height	Lenght	Distal Circ.	Proximal Circ.	Article No.
L35-1	20 cm	25 – 33 cm	17 – 23 cm	17 – 25 cm	4 660 020 00 01 000
L35-2	25 cm	38 – 43 cm	18 – 27 cm	18 – 30,5 cm	4 660 020 00 02 000
L35-3	25 cm	38 – 43 cm	20 – 32 cm	20 – 35,5 cm	4 660 020 00 03 000
L35-4	33 cm	43 – 48 cm	20 – 32 cm	20 – 35,5 cm	4 660 020 00 04 000
L35-5	25 cm	43 – 48 cm	23 – 35,5 cm	23 – 40,5 cm	4 660 020 00 05 000
L35-6	33 cm	46 – 53 cm	23 – 35,5 cm	23 – 40,5 cm	4 660 020 00 06 000
L35-7	33 cm	46 – 53 cm	28 – 41 cm	28 – 46 cm	4 660 020 00 07 000
L35-8	33 cm	46 – 53 cm	30,5 – 48 cm	30,5 – 53 cm	4 660 020 00 08 000



1 Prosthetics

1.7 Stumpsocks and accessories

ST10 Cotton Stump Socks for BK

*With CoolMed fibers**

- Material composition 95 % cotton with CoolMed fibers*, 5 % polyamide
- Machine washable at 60 °C, Color white, Content 1 piece



Order No.	Length	Article No.
ST10-20	20 cm	4 236 040 00 89 020
ST10-25	25 cm	4 236 040 00 89 025
ST10-30	30 cm	4 236 040 00 89 030
ST10-35	35 cm	4 236 040 00 89 035
ST10-40	40 cm	4 236 040 00 89 040
ST10-45	45 cm	4 236 040 00 89 045
ST10-50	50 cm	4 236 040 00 89 050
ST10-55	55 cm	4 236 040 00 89 055
ST10-60	60 cm	4 236 040 00 89 060

ST12 Cotton Stump Socks for BK with distal hole

*With CoolMed fibers**

- Material composition 95 % cotton with CoolMed fibers*, 5 % polyamide
- Machine washable at 60 °C, Color white, Content 1 piece



Order No.	Length	Article No.
ST12-20	20 cm	4 236 030 00 89 020
ST12-25	25 cm	4 236 030 00 89 025
ST12-30	30 cm	4 236 030 00 89 030
ST12-35	35 cm	4 236 030 00 89 035
ST12-40	40 cm	4 236 030 00 89 040
ST12-45	45 cm	4 236 030 00 89 045
ST12-50	50 cm	4 236 030 00 89 050
ST12-55	55 cm	4 236 030 00 89 055
ST12-60	60 cm	4 236 030 00 89 060

*** The CoolMed fibers have the following properties**

- Antimicrobial (stays fresh)
- Wicks moisture away from the skin (Skin stays dry)

1.7 Stumpsocks and accessories

ST13 Cotton Stumpsock for BK with distal hole

- Material composition 95 % cotton, 5 % elasthan
- Machine washable at 60 °C, Color Natural, Content 1 piece

Order No.	Lenght	Article No.
ST13-20	20 cm	4 236 060 00 00 020
ST13-25	25 cm	4 236 060 00 00 025
ST13-30	30 cm	4 236 060 00 00 030
ST13-35	35 cm	4 236 060 00 00 035
ST13-40	40 cm	4 236 060 00 00 040
ST13-45	45 cm	4 236 060 00 00 045
ST13-50	50 cm	4 236 060 00 00 050
ST13-55	55 cm	4 236 060 00 00 055
ST13-60	60 cm	4 236 060 00 00 060



ST23 Cotton Stumpsock for AK with distal hole

- Material composition 95 % cotton with CoolMed fibers*, 5 % elasthan
- Machine washable at 60 °C, Color Natural, Content 1 piece

Order No.	Lenght	Article No.
ST23-20	20 cm	4 236 150 00 00 020
ST23-25	25 cm	4 236 150 00 00 025
ST23-30	30 cm	4 236 150 00 00 030
ST23-35	35 cm	4 236 150 00 00 035
ST23-40	40 cm	4 236 150 00 00 040
ST23-45	45 cm	4 236 150 00 00 045
ST23-50	50 cm	4 236 150 00 00 050



1 Prosthetics

1.7 Stumpsocks and accessories

ST31 Terry Stumpsocks for BK

*With CoolMed fibers**

- Material composition 85 % cotton with CoolMed fibers*, 15 % polyamide
- Maximum circumference 50cm (ST41 for larger circumferences)
- Machine washable at 60 °C, Content 1 piece



Order No.	Lenght	Colour	Article No.
ST31-20W	20 cm	white	4 236 020 00 89 020
ST31-25W	25 cm	white	4 236 020 00 89 025
ST31-30W	30 cm	white	4 236 020 00 89 030
ST31-35W	35 cm	white	4 236 020 00 89 035
ST31-40W	40 cm	white	4 236 020 00 89 040
ST31-45W	45 cm	white	4 236 020 00 89 045
ST31-50W	50 cm	white	4 236 020 00 89 050
ST31-55W	55 cm	white	4 236 020 00 89 055
ST31-60W	60 cm	white	4 236 020 00 89 060
ST31-30G	30 cm	grey	4 236 020 00 86 030
ST31-35G	35 cm	grey	4 236 020 00 86 035
ST31-40G	40 cm	grey	4 236 020 00 86 040

ST33 Terry Stumpsocks for BK with distal hole

*With CoolMed fibers**

- Similar to ST31

Order No.	Lenght	Colour	Article No.
ST33-20W	20 cm	white	4 236 010 00 89 020
ST33-25W	25 cm	white	4 236 010 00 89 025
ST33-30W	30 cm	white	4 236 010 00 89 030
ST33-35W	35 cm	white	4 236 010 00 89 035
ST33-40W	40 cm	white	4 236 010 00 89 040
ST33-45W	45 cm	white	4 236 010 00 89 045
ST33-50W	50 cm	white	4 236 010 00 89 050
ST33-55W	55 cm	white	4 236 010 00 89 055
ST33-60W	60 cm	white	4 236 010 00 89 060
ST33-30G	30 cm	grey	4 236 010 00 86 030
ST33-35G	35 cm	grey	4 236 010 00 86 035
ST33-40G	40 cm	grey	4 236 010 00 86 040



*** The CoolMed fibers have the following properties**

- Antimicrobial (stays fresh)
- Wicks moisture away from the skin (Skin stays dry)

1.7 Stumpsocks and accessories

ST41 Terry Stumpsock for AK*With CoolMed fibers**

- Material composition 85 % cotton with CoolMed fibers*, 15 % polyamide
- Maximum circumference 70cm, Machine washable at 60 °C, Content 1 piece

Order No.	Lenght	Article No.
ST41-20	20 cm	4 236 140 00 00 020
ST41-25	25 cm	4 236 140 00 00 025
ST41-30	30 cm	4 236 140 00 00 030
ST41-35	35 cm	4 236 140 00 00 035
ST41-40	40 cm	4 236 140 00 00 040
ST41-45	45 cm	4 236 140 00 00 045
ST41-50	50 cm	4 236 140 00 00 050
ST41-55	55 cm	4 236 140 00 00 055
ST41-60	60 cm	4 236 140 00 00 060

**ST43 Terry Stumpsock for AK with distal hole***With CoolMed fibers**

- Similar to ST41

Order No.	Lenght	Colour	Article No.
ST43-20	20 cm	white	4 236 130 00 89 020
ST43-25	25 cm	white	4 236 130 00 89 025
ST43-30	30 cm	white	4 236 130 00 89 030
ST43-35	35 cm	white	4 236 130 00 89 035
ST43-40	40 cm	white	4 236 130 00 89 040
ST43-45	45 cm	white	4 236 130 00 89 045
ST43-50	50 cm	white	4 236 130 00 89 050
ST43-55	55 cm	white	4 236 130 00 89 055
ST43-60	60 cm	white	4 236 130 00 89 060
ST43-30G	30 cm	grey	4 236 130 00 86 030
ST43-35G	35 cm	grey	4 236 130 00 86 035
ST43-40G	40 cm	grey	4 236 130 00 86 040

*** The CoolMed fibers have the following properties**

- Antimicrobial (stays fresh)
- Wicks moisture away from the skin (Skin stays dry)

1 Prosthetics

1.7 Stumpsocks and accessories

ST52 Nylon Stumpsock for BK with distal hole

- Material composition 100 % Nylon
- Machine washable at 60 °C, Color White, Content 1 piece



Order No.	Lenght	Article No.
ST52-20	20 cm	4 236 080 00 00 020
ST52-25	25 cm	4 236 080 00 00 025
ST52-30	30 cm	4 236 080 00 00 030
ST52-35	35 cm	4 236 080 00 00 035
ST52-40	40 cm	4 236 080 00 00 040
ST52-45	45 cm	4 236 080 00 00 045
ST52-50	50 cm	4 236 080 00 00 050
ST52-55	55 cm	4 236 080 00 00 055
ST52-60	60 cm	4 236 080 00 00 060

ST62 Nylon Stumpsock for AK with distal hole

- Material composition 100 % Nylon
- Machine washable at 60 °C, Color White, Content 1 piece



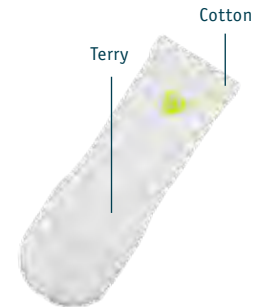
Order No.	Lenght	Article No.
ST62-20	20 cm	4 236 170 00 00 020
ST62-25	25 cm	4 236 170 00 00 025
ST62-30	30 cm	4 236 170 00 00 030
ST62-35	35 cm	4 236 170 00 00 035
ST62-40	40 cm	4 236 170 00 00 040
ST62-45	45 cm	4 236 170 00 00 045
ST62-50	50 cm	4 236 170 00 00 050
ST62-55	55 cm	4 236 170 00 00 055

ST70 Stumpsock for BK, thin / thick

Proximal 2/3 cotton and distal 1/3 terry

- Machine washable at 60 °C, Color White, Content 1 piece

Order No.	Lenght	Article No.
ST70-20	20 cm	4 236 250 01 00 020
ST70-25	25 cm	4 236 250 01 00 025
ST70-30	30 cm	4 236 250 01 00 030
ST70-35	35 cm	4 236 250 01 00 035
ST70-40	40 cm	4 236 250 01 00 040
ST70-45	45 cm	4 236 250 01 00 045
ST70-50	50 cm	4 236 250 01 00 050
ST70-55	55 cm	4 236 250 01 00 055
ST70-60	60 cm	4 236 250 01 00 060



ST71 Stumpsock for BK, thin / thick with distal hole

ST71 Stumpsock for BK, thin / thick with distal hole

- Machine washable at 60 °C, Color White, Content 1 piece

Order No.	Lenght	Article No.
ST71-20	20 cm	4 236 250 03 00 020
ST71-25	25 cm	4 236 250 03 00 025
ST71-30	30 cm	4 236 250 03 00 030
ST71-35	35 cm	4 236 250 03 00 035
ST71-40	40 cm	4 236 250 03 00 040
ST71-45	45 cm	4 236 250 03 00 045
ST71-50	50 cm	4 236 250 03 00 050
ST71-55	55 cm	4 236 250 03 00 055
ST71-60	60 cm	4 236 250 03 00 060



1 Prosthetics

1.7 Stumpsocks and accessories

ST72 Stumpsock for BK, thin / thick

Proximal 2/3 terry and distal 1/3 cotton

· Machine washable at 60 °C, Color White, Content 1 piece



Order No.	Lenght	Article No.
ST72-20	20 cm	4 236 250 02 00 020
ST72-25	25 cm	4 236 250 02 00 025
ST72-30	30 cm	4 236 250 02 00 030
ST72-35	35 cm	4 236 250 02 00 035
ST72-40	40 cm	4 236 250 02 00 040
ST72-45	45 cm	4 236 250 02 00 045
ST72-50	50 cm	4 236 250 02 00 050
ST72-55	55 cm	4 236 250 02 00 055
ST72-60	60 cm	4 236 250 02 00 060

ST73 Stumpsock for BK, thin / thick with distal hole

Proximal 2/3 terry and distal 1/3 cotton

· Machine washable at 60 °C, Content 1 piece



Order No.	Lenght	Colour	Article No.
ST73-20W	20 cm	white	4 236 250 04 00 020
ST73-25W	25 cm	white	4 236 250 04 00 025
ST73-30W	30 cm	white	4 236 250 04 00 030
ST73-35W	35 cm	white	4 236 250 04 00 035
ST73-40W	40 cm	white	4 236 250 04 00 040
ST73-45W	45 cm	white	4 236 250 04 00 045
ST73-50W	50 cm	white	4 236 250 04 00 050
ST73-55W	55 cm	white	4 236 250 04 00 055
ST73-60W	60 cm	white	4 236 250 04 00 060
ST73-30G	30 cm	grey	4 236 250 04 86 030
ST73-35G	35 cm	grey	4 236 250 04 86 035
ST73-40G	40 cm	grey	4 236 250 04 86 040


1.7 Stumpsocks and accessories

ST74 Stumpsock for BK, thin / thick

Proximal 2/3 terry and distal 1/3 nylon

- Machine washable at 60 °C, Color White, Content 1 piece

Order No.	Lenght	Article No.
ST74-20	20 cm	4 236 250 05 00 020
ST74-25	25 cm	4 236 250 05 00 025
ST74-30	30 cm	4 236 250 05 00 030
ST74-35	35 cm	4 236 250 05 00 035
ST74-40	40 cm	4 236 250 05 00 040
ST74-45	45 cm	4 236 250 05 00 045
ST74-50	50 cm	4 236 250 05 00 050
ST74-55	55 cm	4 236 250 05 00 055
ST74-60	60 cm	4 236 250 05 00 060



ST75 Stumpsock for BK, thin / thick with distal hole

Proximal 2/3 terry and distal 1/3 nylon

- Machine washable at 60 °C, Color White, Content 1 piece

Order No.	Lenght	Article No.
ST75-20	20 cm	4 236 250 06 00 020
ST75-25	25 cm	4 236 250 06 00 025
ST75-30	30 cm	4 236 250 06 00 030
ST75-35	35 cm	4 236 250 06 00 035
ST75-40	40 cm	4 236 250 06 00 040
ST75-45	45 cm	4 236 250 06 00 045
ST75-50	50 cm	4 236 250 06 00 050
ST75-55	55 cm	4 236 250 06 00 055
ST75-60	60 cm	4 236 250 06 00 060



1 Prosthetics

1.7 Stumpsocks and accessories

ST80, ST81, ST82

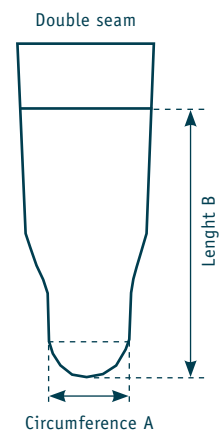
Nylon Compression Sheaths

- Very fine knit protects the skin from chafing caused by wearing the prosthesis, Color White, Content 1 piece



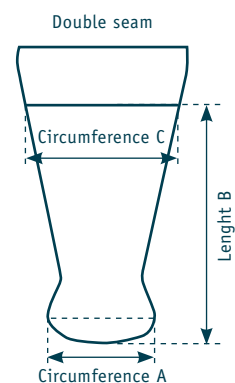
ST80 Nylon Sheaths for BK

Order No.	Indetification thread	Circumference A	Lenght B	Article No.
ST80-01	grey	18 – 23 cm	20 – 32 cm	4 236 200 01 00 000
ST80-02	light brown	18 – 23 cm	32 – 48 cm	4 236 200 02 00 000
ST80-03	yellow	18 – 23 cm	45 – 64 cm	4 236 200 03 00 000
ST80-04	light blue	18 – 23 cm	60 – 87 cm	4 236 200 04 00 000
ST80-05	reddish Brown	21 – 27 cm	20 – 32 cm	4 236 200 05 00 000
ST80-06	blue	21 – 27 cm	32 – 48 cm	4 236 200 06 00 000
ST80-07	red	21 – 27 cm	45 – 64 cm	4 236 200 07 00 000
ST80-08	brown	21 – 27 cm	60 – 87 cm	4 236 200 08 00 000
ST80-09	black	24 – 32 cm	20 – 32 cm	4 236 200 09 00 000
ST80-10	dark green	24 – 32 cm	32 – 48 cm	4 236 200 10 00 000
ST80-11	dark grey	24 – 32 cm	45 – 64 cm	4 236 200 11 00 000
ST80-12	green	24 – 32 cm	60 – 87 cm	4 236 200 12 00 000



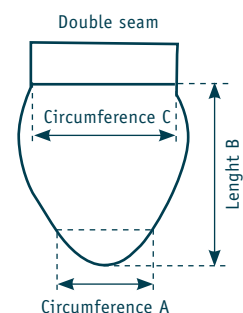
ST81 Nylon Sheaths for Knee-disarticulation

Order No.	Indetification thread	Circumference A	Lenght B	Circumference C	Article No.
ST81-01	grey / brown	20 – 40 cm	32 – 34 cm	36 – 72 cm	4 236 220 01 00 000
ST81-02	grey / yellow	20 – 40 cm	34 – 40 cm	36 – 72 cm	4 236 220 02 00 000
ST81-03	grey / red	20 – 40 cm	38 – 46 cm	36 – 72 cm	4 236 220 03 00 000



ST82 Nylon Sheaths for AK

Order No.	Indetification thread	Circumference A	Lenght B	Circumference C	Article No.
ST82-01	dark brown / yellow	20 – 40 cm	20 – 30 cm	36 – 72 cm	4 236 210 01 00 000
ST82-02	dark brown / green	20 – 40 cm	30-45 cm	36 – 72 cm	4 236 210 02 00 000
ST82-03	dark brown / blue	20 – 40 cm	45 – 70 cm	36 – 72 cm	4 236 210 03 00 000



ST89, ST90, ST91

Nylon Protective Sheaths

- Very fine knit protects the skin from chafing caused by wearing the prosthesis
- Smooth outside and rough inside adheres the sheath to the skin
- Color White, Content 2 pieces



Top width 16 cm

Order No.	Lenght	Article No.
ST89-30	30 cm	4 236 230 02 00 030
ST89-35	35 cm	4 236 230 02 00 035
ST89-40	40 cm	4 236 230 02 00 040
ST89-45	45 cm	4 236 230 02 00 045
ST89-50	50 cm	4 236 230 02 00 050
ST89-55	55 cm	4 236 230 02 00 055
ST89-60	60 cm	4 236 230 02 00 060

Top width 18 cm

Order No.	Lenght	Article No.
ST90-30	30 cm	4 236 230 03 00 030
ST90-35	35 cm	4 236 230 03 00 035
ST90-40	40 cm	4 236 230 03 00 040
ST90-45	45 cm	4 236 230 03 00 045
ST90-50	50 cm	4 236 230 03 00 050
ST90-55	55 cm	4 236 230 03 00 055
ST90-60	60 cm	4 236 230 03 00 060

Top width 20 cm

Order No.	Lenght	Article No.
ST91-30	30 cm	4 236 230 04 00 030
ST91-35	35 cm	4 236 230 04 00 035
ST91-40	40 cm	4 236 230 04 00 040
ST91-45	45 cm	4 236 230 04 00 045
ST91-50	50 cm	4 236 230 04 00 050
ST91-55	55 cm	4 236 230 04 00 055
ST91-60	60 cm	4 236 230 04 00 060

1 Prosthetics

1.7 Stumpsocks and accessories

EasyProth® Donning Sleeve

- Helps amputees to correctly fit the socket when donning
- Length 100cm

Order No.	Size	Circumference top	Circumference bottom	Length	Article No.
EASY-XS	XS	42 cm	24 cm	100 cm	4 152 010 01 00 002
EASY-S	S	46 cm	26 cm	100 cm	4 152 010 02 00 002
EASY-M	M	60 cm	26 cm	100 cm	4 152 010 03 00 002
EASY-L	L	72 cm	31 cm	100 cm	4 152 010 04 00 002
EASY-XL	XL	82 cm	32 cm	100 cm	4 152 010 05 00 002
EASY-XXL	XXL	82 cm	32 cm	120 cm	4 152 010 06 00 002



EasyProth® Extender

- Helps amputees to pull in the EasyProth easier

Order No.	Article No.
EASY-E	4 152 020 00 00 001



Prosthesis Bag

- With Uniprox logo
- Content 10 pieces

Order No.	Material	Article No.
Z01	120 cm x 50 cm	4 156 060 01 00 000



1.7 Stumpsocks and accessories

Cleani-Stump Desinfection Towels

- Cleani-Stump is ideal for quickly clean silicone liners, prostheses and orthoses
- Skin protective, Content 50 pieces

Order No.	Description	Article No.
PS-05	Cleaning and desinfection towels	4 146 070 00 00 000



SoftSkin Air® Support Package

- Filled bag with zipper for amputees with liner treatment
- Size 20 × 10 × 10cm Material Polyester
- Content 6 cotton stumpsocks, 5 Cleani-Stump toweld (PS-05)
- Available in 3 versions

Order No.	Description	Content	Article No.
S40-Air-SP	SoftSkin Air Support Package	6 × ST12-35 (BK stump sock w. opening), 5 × Cleani-Stump	4 164 028 00 00 000
S40CL-Air-SP	SoftSkin Air CL Support Package	6 × ST10-35 (BK stump sock w/o opening), 5 × Cleani-Stump	4 168 028 00 00 000
STF-Air-SP	SoftSkin Air TF Support Package	6 × ST23-35 (AK stump sock w. opening), 5 × Cleani-Stump	4 165 028 00 00 000



Uniprox Shoehorn

- Heavy Duty product for Foot Shell fittings
- Content 1 piece

Order No.	Description	Article No.
E-F60-SL	2,5 mm thick stainless steel	4 603 019 00 38 000



*Uniprox offers a wide range of
orthotics for individual care.*



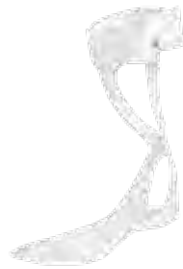


Orthotics

Quality and function

Orthotics

Get more information on
www.uniprox.de



A wide range of orthotics
for individual care.

unique prosthetic solutions

A company of the Bauerfeind Group _ www.uniprox.de

2 Orthotics

2.1 Hand Orthosis

DAH0 Handorthosis Type 1

Rheumatism Orthosis

Features

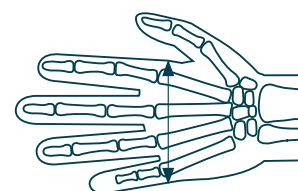
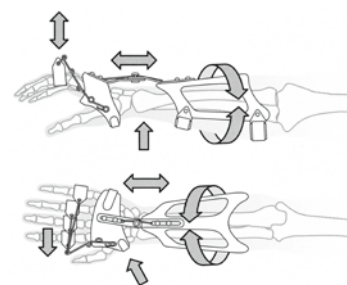
- Retention of single finger movement
- Consolidation of wrist movement
- Contracture prophylaxis
- Dynamic redressment

Indication

- Improves grip function and contracture prophylaxis
- Before hand surgery for activation in cases of ulnar deviation
- Consolidation of surgical results after soft-tissue surgery and after endoprosthesis restoration
- Correction of hand scoliosis

Biomechanical Function

- The orthosis allows dynamic retention of metatarso-phalangeal joints and alignment of hand scoliosis
- It permits an alignment of the four long fingers in dorso-radial direction and a consolidation of the anatomical palm of the hand
- The metacarpus is placed in dorso-ulnar direction



Order No.	Size	Side	Article No.
DAH01-SL	S	Left	4 501 010 01 01 000
DAH01-ML	M	Left	4 501 010 01 02 000
DAH01-LL	L	Left	4 501 010 01 03 000
DAH01-SR	S	Right	4 501 010 02 01 000
DAH01-MR	M	Right	4 501 010 02 02 000
DAH01-LR	L	Right	4 501 010 02 03 000

Size	Midhand width
S	5,5 – 7,0 cm
M	7,1 – 8,5 cm
L	8,6 – 11,0 cm

! For optimal ordering please use Measurement Sheet
www.uniprox.de/downloads

Service parts for DAHO Type 1

Extension Unit, complete

Order No.	Size	Side	Article No.
E-DAHO10	S/M	Left	4 501 011 01 01 000
E-DAHO11	L	Left	4 501 011 01 02 000
E-DAHO12	S/M	Right	4 501 011 02 01 000
E-DAHO13	L	Right	4 501 011 02 02 000



Midhand Cuff DAHO Type 1

Order No.	Size	Side	Article No.
E-DAHO14	S	Left	4 501 011 01 03 000
E-DAHO15	M	Left	4 501 011 01 04 000
E-DAHO16	L	Left	4 501 011 01 05 000
E-DAHO17	S	Right	4 501 011 02 03 000
E-DAHO18	M	Right	4 501 011 02 04 000
E-DAHO19	L	Right	4 501 011 02 05 000



Connection Bar, with screws

Order No.	Description	Side	Article No.
E-DAHO20	rigid	Left	4 501 021 01 12 000
E-DAHO21	rigid	Right	4 501 021 02 12 000
E-DAHO22	flexible, with spring	Universal	4 501 011 00 07 000



Forearm Cuff

Order No.	Size	Side	Article No.
E-DAHO23	Universal	Universal	4 501 011 00 08 000



2 Orthotics

2.1 Hand Orthosis

DAH0 Handorthosis Type 2.1

Extension Orthosis with MP-Blocker and rigid wrist connector

Features

- Adaptation of tensor forces to the joints
- Maximum force effect with single-finger movement
- Optional dynamic thumb extension

Indication

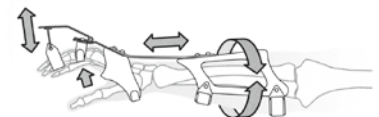
- Early stage post-operative motion therapy after extensor tendon injuries
- Extends and strenghtens flexor muscles
- Contracture Prophylaxis with nerves lesions
- Neurologic malfunction hand-training

Biomechanical Function

- The orthosis allows dynamic flexion of the distal and proximal interphalangeal joints to strenghten the flexor muscles and a passive extension of the distal and proximal interphalangeal joints for extending or fixing the flexor muscles with fixed metatarsophalangeal joints and fixed wrist

Order No.	Size	Side	Article No.
DAH021-SL	S	Left	4 501 020 01 01 000
DAH021-ML	M	Left	4 501 020 01 02 000
DAH021-LL	L	Left	4 501 020 01 03 000
DAH021-XLL	XL	Left	4 501 020 01 04 000

! For optimal ordering please use Measurement Sheet
www.uniprox.de/downloads



Size	Midhand width
S	5,5 – 7,0 cm
M	7,1 – 8,5 cm
L	8,6 – 11,0 cm
XL	9,0 – 11 cm For powerful hands

Order No.	Size	Side	Article No.
DAH021-SR	S	Right	4 501 020 02 01 000
DAH021-MR	M	Right	4 501 020 02 02 000
DAH021-LR	L	Right	4 501 020 02 03 000
DAH021-XLR	XL	Right	4 501 020 02 04 000

DAH0 Handorthosis Type 2.2

Extension Orthosis without MP-Blocker and rigid wrist connector

Features

- Similar to DAH0 Type 2.1, though without MP-Blocker

Biomechanical Function

- The orthosis allows dynamic flexion of the distal and proximal interphalangeal joints to strenghten the flexor muscles and a passive extension of the distal and proximal interphalangeal joints for extending or fixing the flexor muscles without fixed metatarsophalangeal joints and fixed wrist

Order No.	Size	Side	Article No.
DAH022-SL	S	Left	4 501 030 01 01 000
DAH022-ML	M	Left	4 501 030 01 02 000
DAH022-LL	L	Left	4 501 030 01 03 000
DAH022-XLL	XL	Left	4 501 030 01 04 000

! For optimal ordering please use Measurement Sheet
www.uniprox.de/downloads



Order No.	Size	Side	Article No.
DAH022-SR	S	Right	4 501 030 02 01 000
DAH022-MR	M	Right	4 501 030 02 02 000
DAH022-LR	L	Right	4 501 030 02 03 000
DAH022-XLR	XL	Right	4 501 030 02 04 000

DAH0 Handorthosis Type 2.3

Extension orthosis with MP-Blocker and dynamic wrist spring

Features

- Adaptation of tensor forces to the joints
- Concentration of extension forces on distal and proximal interphalangeal joints against the resistance of the metatarsophalangeal blocker and the wrist
- Optional dynamic thumb extension

Indication

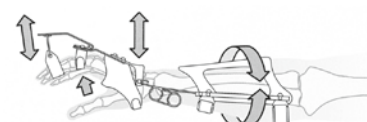
- Early stage post-operative motion therapy after extensor tendon injuries
- Extends and strenghtens flexor muscles
- Contracture Prophylaxis with nerves lesions
- Neurologic malfunction hand-training

Biomechanical Function

- The orthosis allows dynamic flexion of the distal and proximal interphalangeal joints to strenghten the flexor muscles
- A passive extension of the distal and proximal interphalangeal joints for extension with moveable wrist

Order No.	Size	Side	Article No.
DAH023-SL	S	Left	4 501 040 01 01 000
DAH023-ML	M	Left	4 501 040 01 02 000
DAH023-LL	L	Left	4 501 040 01 03 000
DAH023-XLL	XL	Left	4 501 040 01 04 000

! For optimal ordering please use Measurement Sheet
www.uniprox.de/downloads



Size	Midhand width
S	5,5 – 7,0 cm
M	7,1 – 8,5 cm
L	8,6 – 11,0 cm
XL	9,0 – 11 cm For powerful hands

Order No.	Size	Side	Article No.
DAH023-SR	S	Right	4 501 040 02 01 000
DAH023-MR	M	Right	4 501 040 02 02 000
DAH023-LR	L	Right	4 501 040 02 03 000
DAH023-XLR	XL	Right	4 501 040 02 04 000

DAH0 Handorthosis Type 2.4

Extension orthosis without MP-Blocker and dynamic wrist spring

Features

- Similar to DAH0 Type 2.3, though without MP-Blocker

Biomechanical Function

- The orthosis allows dynamic flexion of the distal and proximal interphalangeal joints to strenghten the flexor muscles
- A passive extension of the distal and proximal interphalangeal joints for extension without moveable wrist

Order No.	Size	Side	Article No.
DAH024-SL	S	Left	4 501 050 01 01 000
DAH024-ML	M	Left	4 501 050 01 02 000
DAH024-LL	L	Left	4 501 050 01 03 000
DAH024-XLL	XL	Left	4 501 050 01 04 000

! For optimal ordering please use Measurement Sheet
www.uniprox.de/downloads



Order No.	Size	Side	Article No.
DAH024-SR	S	Right	4 501 050 02 01 000
DAH024-MR	M	Right	4 501 050 02 02 000
DAH024-LR	L	Right	4 501 050 02 03 000
DAH024-XLR	XL	Right	4 501 050 02 04 000

2 Orthotics

2.1 Hand Orthosis

Service Parts and Accessories for DAHO Types 2.1 – 2.4

Dynamic Thumb Extensor



Order No.	Size	Side	Article No.
DAHO-EXL	Universal	Left	4 501 021 01 02 000
DAHO-EXR	Universal	Right	4 501 021 02 02 000

Dynamic Extensor

Order No.	Description	Article No.
E-DAH024	Dynamic extensor, complete for right and left	4 501 021 00 01 000
E-DAH025	Coil spring (3 pieces)	4 501 001 00 05 000
E-DAH026	Slotted washer, M4 aluminium (10 pieces)	4 501 001 00 14 000
E-DAH027	Finger loop and rubberband (5 pieces)	4 501 001 00 19 000
E-DAH028	Rubberband for finger loop (10 pieces)	4 501 001 00 08 000



MP-Blocker, incl. attachment bars

Order No.	Size	Side	Article No.
E-DAH029	S/M	Left	4 501 021 01 03 000
E-DAH030	L/XL	Left	4 501 021 01 04 000
E-DAH031	S/M	Right	4 501 021 02 03 000
E-DAH032	L/XL	Right	4 501 021 02 04 000



Dynamic Extensor with MP-Blocker, incl. attachment bars

Order No.	Size	Side	Article No.
E-DAH033	S/M	Left	4 501 021 01 05 000
E-DAH034	L/XL	Left	4 501 021 01 06 000
E-DAH035	S/M	Right	4 501 021 02 05 000
E-DAH036	L/XL	Right	4 501 021 02 06 000



Midhand Cuff for DAHO Type 2.1-2.4

Order No.	Size	Side	Article No.
E-DAH037	S	Left	4 501 021 01 08 000
E-DAH038	M	Left	4 501 021 01 09 000
E-DAH039	L	Left	4 501 021 01 10 000
E-DAH083	XL	Left	4 501 021 01 11 000
E-DAH040	S	Right	4 501 021 02 08 000
E-DAH041	M	Right	4 501 021 02 09 000
E-DAH042	L	Right	4 501 021 02 10 000
E-DAH084	XL	Right	4 501 021 02 11 000



Wrist Coil Spring for DAHO Type 2.3-2.4

Order No.	Description	Article No.
E-DAH043	Complete spring unit for left and right	4 501 021 00 11 000
E-DAH044	Spring left (3 pieces)	4 501 011 01 06 000
E-DAH045	Spring right (3 pieces)	4 501 011 02 06 000



Connection bar, incl. screws

Order No.	Side	Article No.
E-DAH020	Left	4 501 021 01 12 000
E-DAH021	Right	4 501 021 02 12 000



Forearm Cuff

Order No.	Size	Side	Article No.
E-DAH023	Universal	Universal	4 501 011 00 08 000



2 Orthotics

2.1 Hand Orthosis

DAHO Handorthosis 2.6

Extension orthosis with rigid wrist connector

Features

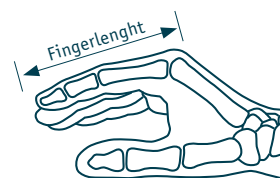
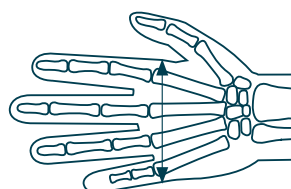
- Cosmetically more accepted orthosis
- Leafspring extension units
- Treatment customized per individual finger
- Optional: Dynamic thumb extension

Indication

- Early stage post-operative motion therapy after extensor tendon injuries
- Neurologic malfunction hand-training
- Prevents contractures with lesions of peripheral nerves
- Redressment of soft-tissue contractures with deformity

Biomechanical Function

- The orthosis allows dynamic flexion of the distal and proximal interphalangeal joints to strenghten the flexor muscles
- Passive extension of the distal and proximal interphalangeal joints for extending or fixing the flexor muscles without fixed metatarsophalangeal joints and fixed wrist



Size **Midhand width**

S	5,5 – 7,0 cm
M	7,1 – 8,5 cm
L	8,6 – 11,0 cm
XL	9,0 – 11 cm For powerful hands

Fingerlength **Spring**

5 – 7 cm	10 cm
7 – 9 cm	12 cm
9 – 11 cm	14 cm
11 – 13 cm	16 cm

Order No.	Size	Side	Article No.
DAHO26-SL	S	Left	4 695 020 01 01 000
DAHO26-ML	M	Left	4 695 020 01 02 000
DAHO26-LL	L	Left	4 695 020 01 03 000
DAHO26-XLL	XL	Left	4 695 020 01 04 000
DAHO26-SR	S	Right	4 695 020 02 01 000
DAHO26-MR	M	Right	4 695 020 02 02 000
DAHO26-LR	L	Right	4 695 020 02 03 000
DAHO26-XLR	XL	Right	4 695 020 02 04 000

! For optimal ordering please use Measurement Sheet
www.uniprox.de/downloads

Preassembled Spring-lengths DAHO 2.6

Größe	Thumb*	Index finger	Middle finger	Ring Finger	Little finger
S	–	12 cm	14 cm	12 cm	12 cm
M	2 × 12 cm	14 cm	16 cm	14 cm	12 cm
L / XL	2 × 14 cm	16 cm	16 cm	16 cm	14 cm

*valid for the separate Thumb Extension 2.6

Accessories for DAHO Type 2.6

Dynamic Thumb Extension for DAHO 2.6

Order No.	Size	Side	Article No.
DAHO-EXML	M / L	Left	4 695 029 01 06 033
DAHO-EXLL	L / XL	Left	4 695 029 01 06 044
DAHO-EXMR	M / L	Right	4 695 029 02 06 033
DAHO-EXLR	L / XL	Right	4 695 029 02 06 044



Midhand Cuff for DAHO type 2.6

Order No.	Size	Side	Article No.
E-DAH068	S	Left	4 695 029 01 01 022
E-DAH069	M	Left	4 695 029 01 01 033
E-DAH070	L	Left	4 695 029 01 01 044
E-DAH085	XL	Left	4 695 029 01 01 055
E-DAH071	S	Right	4 695 029 02 01 022
E-DAH072	M	Right	4 695 029 02 01 033
E-DAH073	L	Right	4 695 029 02 01 044
E-DAH086	XL	Right	4 695 029 02 01 055



Finger loop set

Order No.	Size	Unit	Article No.
E-DAH074	Universal	5 pieces	4 695 029 00 02 000



Loop padding set

Order No.	Size	Unit	Article No.
E-DAH075	Universal	5 pieces	4 695 029 00 03 000



Finger base with screws

Order No.	Size	Unit	Article No.
E-DAH076	Universal	1 pieces	4 695 029 00 04 000



Silicone tubing

Order No.	Size	Unit	Article No.
E-DAH077	Universal	6 pieces	4 695 029 00 05 000



Leafspring set

Order No.	Size	Unit	Article No.
E-DAH087	10 cm	3 pieces	4 695 029 00 07 010
E-DAH078	12 cm	3 pieces	4 695 029 00 07 012
E-DAH079	14 cm	3 pieces	4 695 029 00 07 014
E-DAH080	16 cm	3 pieces	4 695 029 00 07 016



2 Orthotics

2.1 Hand Orthosis

DAHO Handorthosis Type 2.D

Extension orthosis with leafsprings without forearm cuff

Features

- 3D printed Handcuff
- Cosmetically more accepted orthosis
- Leafspring extension units
- Treatment customized per individual finger

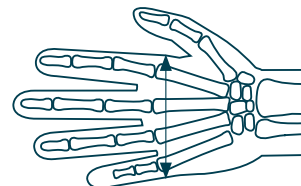
Indication

- Fingerjoint Contractures (like Morbus Dupuytren)
- Grip training after Neurological Malfunction
- Improvement grip strenght rehabilitation

Biomechanical Function

- The orthosis allows dynamic flexion of the distal and proximal interphalangeal and metatarsophalangeal joints to strenghten the flexor muscles and passive extension the flexor muscles and finger joints to distension

For treatment with the DAHO 2.D, the handcuff and individual leafspring units need to be ordered seperately.



Handcuff for DAHO Type 2.D

Order No.	Size	Side	Article No.
DAHO2D-ML	M	Left	4 695 030 01 02 000
DAHO2D-LL	L	Left	4 695 030 01 03 000
DAHO2D-XLL	XL	Left	4 695 030 01 04 000
DAHO2D-MR	M	Right	4 695 030 02 02 000
DAHO2D-LR	L	Right	4 695 030 02 03 000
DAHO2D-XLR	XL	Right	4 695 030 02 04 000

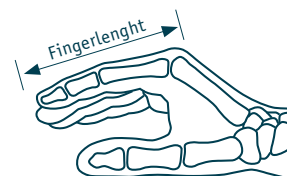
Size	Midhand width
S	5,5 – 7,0 cm
M	7,1 – 8,5 cm
L	8,6 – 11,0 cm
XL	9,0 – 11 cm For powerful hands

! For optimal ordering please use Measurement Sheet
www.uniprox.de/downloads

Leafspring unit for DAHO Type 2.D

- Contains: 1 Finger base (E-DAH076), 1 Looppadding (E-DAH075), Fingerloop 2.D (E-DAH0100), Silicone tubing (E-DAH077) and the chosen Leafspring

Order No.	Side	Article No.
E-DAH088	10 cm	4 695 038 00 01 022
E-DAH089	12 cm	4 695 038 00 01 033
E-DAH090	14 cm	4 695 038 00 01 044
E-DAH091	16 cm	4 695 038 00 01 055



Fingerlength	Spring
5 – 7 cm	10 cm
7 – 9 cm	12 cm
9 – 11 cm	14 cm
11 – 13 cm	16 cm

Service parts for DAHO Type 2.D

Padding Handcuff 2.D

Order No.	Size	Side	Article No.
E-DAH093	M	Left	4 695 039 01 02 033
E-DAH094	L	Left	4 695 039 01 02 044
E-DAH095	XL	Left	4 695 039 01 02 055
E-DAH097	M	Right	4 695 039 02 02 033
E-DAH098	L	Right	4 695 039 02 02 044
E-DAH099	XL	Right	4 695 039 02 02 055



Fingerloop 2.D

Order No.	Size	Unit	Article No.
E-DAH0100	Universal	5 pieces	4 695 039 00 03 000



2 Orthotics

2.1 Hand Orthosis

DAH0 Handorthosis Type 3

Flexion orthosis, for conservative and post-surgical treatment

Features

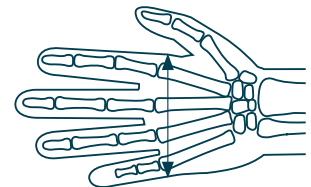
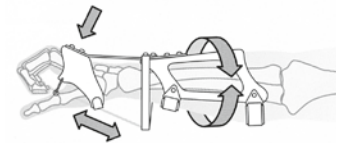
- Softly applied tension forces with low friction by use of a support roller on the volar side of the orthosis
- Glove with flexion attachments
- Fixes the wrist
- Maximum flexion of all finger joints possible

Indication

- Redressment of flexion deficits and soft-tissue contractures
- Strenghtens extensor muscles of fingers by dynamic flexion forces

Biomechanical Function

- The orthosis allows active extension of the distal and proximal interphalangeal and metatarsophalangeal joints to strenghten the extensor muscles and passive flexion of the distal and proximal interphalangeal and metatarsophalangeal joints for extending or fixing the extensor mescles with fixed wrist



Order No.	Size	Side	Article No.
DAH03-SL	S	Left	4 501 070 01 01 000
DAH03-ML	M	Left	4 501 070 01 02 000
DAH03-LL	L	Left	4 501 070 01 03 000
DAH03-SR	S	Right	4 501 070 02 01 000
DAH03-MR	M	Right	4 501 070 02 02 000
DAH03-LR	L	Right	4 501 070 02 03 000

Size	Midhand width
S	5,5 – 7,0 cm
M	7,1 – 8,5 cm
L	8,6 – 11,0 cm

! For optimal ordering please use **Measurement Sheet**
www.uniprox.de/downloads

DAH0 Handorthosis Type 3.1

Flexion orthosis, for conservative and post-surgical treatment

Features

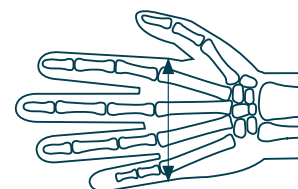
- Easy donning and doffing of the orthosis by user
- Precise control in the palm area
- May even be used on the thumb
- Adjustment of all components in terms of size, width and angle by individual modification
- Standard: connecting part for intrinsic-plus position
- Optional: long connection part for flexion of the hand according to Kleinert (image 2)

Indication

- Early stage post-operative motion therapy
- Correction of flexion deficits
- Strengthens extensor muscles of fingers
(In the intrinsic plus position or flexion of the hand according to Kleinert)

Biomechanical Function

- The orthosis allows an early stage post-operative motion therapy, a correction of flexion deficits and a strengthening of extensor muscles. The finger joints are passively flexed by adjustable elastics. The stretching is actively executed against the resistance of the elastics



Order No.	Size	Side	Article No.
DAH031-SL	S	Left	4 695 010 01 01 000
DAH031-ML	M	Left	4 695 010 01 02 000
DAH031-LL	L	Left	4 695 010 01 03 000
DAH031-XLL	XL	Left	4 695 010 01 04 000
DAH031-SR	S	Right	4 695 010 02 01 000
DAH031-MR	M	Right	4 695 010 02 02 000
DAH031-LR	L	Right	4 695 010 02 03 000
DAH031-XLR	XL	Right	4 695 010 02 04 000

Size	Midhand width
S	5,5 – 7,0 cm
M	7,1 – 8,5 cm
L	8,6 – 11,0 cm
XL	9,0 – 11 cm For powerful hands

! For optimal ordering please use Measurement Sheet
www.uniprox.de/downloads

2 Orthotics

2.1 Hand Orthosis

Service parts and accessories for DAHO Type 2–2.1

Midhand Cuff, two-piece for type 3.1

Order No.	Size	Side	Article No.
E-DAH037	S	Left	4 501 021 01 08 000
E-DAH038	M	Left	4 501 021 01 09 000
E-DAH039	L	Left	4 501 021 01 10 000
E-DAH040	S	Right	4 501 021 02 08 000
E-DAH041	M	Right	4 501 021 02 09 000
E-DAH042	L	Right	4 501 021 02 10 000



Midhand Cuff, one piece for type 3

Order No.	Size	Side	Article No.
E-DAH061	S	Left	4 695 019 01 01 022
E-DAH062	M	Left	4 695 019 01 01 033
E-DAH063	L	Left	4 695 019 01 01 044
E-DAH081	XL	Left	4 695 019 01 01 055
E-DAH064	S	Right	4 695 019 02 01 022
E-DAH065	M	Right	4 695 019 02 01 033
E-DAH066	L	Right	4 695 019 02 01 044
E-DAH082	XL	Right	4 695 019 02 01 055



Forearm Cuff

Order No.	Size	Side	Article No.
E-DAH023	Universal	Universal	4 501 011 00 08 000



Glove with rubber bands for type 3

Order No.	Size	Side	Article No.
E-DAH049	S/M	Left	4 501 071 01 04 000
E-DAH050	L	Left	4 501 071 01 05 000
E-DAH051	S/M	Right	4 501 071 02 04 000
E-DAH052	L	Right	4 501 071 02 05 000



2.1 Hand Orthosis

MP-Blocker type 3.1 for Index finger, incl. screws

Order No.	Side	Article No.
E-DAH055	Left	4 695 019 01 03 000
E-DAH056	Right	4 695 019 02 03 000

***MP-Blocker type 3.1 for Middle to little finger, incl. screws***

Order No.	Side	Article No.
E-DAH057	Left	4 695 019 01 04 000
E-DAH058	Right	4 695 019 02 04 000

***Connection bar long type 3.1 „Kleinert“***

Order No.	Side	Article No.
E-DAH060	Universal	4 695 019 00 02 000

***Connection bar standard for Intrinsic-plus-position***

Order No.	Side	Article No.
E-DAH020	Left	4 501 021 01 12 000
E-DAH021	Right	4 501 021 02 12 000

***Deviation hook type 3.1, incl. screw***

Order No.	Side	Article No.
E-DAH067	Universal	4 695 019 00 05 000

***Flexion band set type 3.1
incl. 10 pieces self adhesive Velcro-pads***

Order No.	Side	Article No.
E-DAH059	Universal	4 695 019 00 06 000



2 Orthotics

2.1 Hand Orthosis

DAHO Handorthosis Type 4

Support orthosis

Features

- Consideration of the anatomical hand
- Can be modified with thermoplastic postprocessing

Indication

- In the primary phase of treatment, e.g. after burns
- With acute pain
- For physiological support after hand surgery

Biomechanical Function

- For immobilising the wrist, finger and thumb joints in an anatomical hand position



Order No.	Size	Side	Article No.
DAH04-SL	S	Left	4 501 080 01 01 000
DAH04-ML	M	Left	4 501 080 01 02 000
DAH04-LL	L	Left	4 501 080 01 03 000
DAH04-XLL	XL	Left	4 501 080 01 04 000
DAH04-SR	S	Right	4 501 080 02 01 000
DAH04-MR	M	Right	4 501 080 02 02 000
DAH04-LR	L	Right	4 501 080 02 03 000
DAH04-XLR	XL	Right	4 501 080 02 04 000

! For optimal ordering please use Measurement Sheet
www.uniprox.de/downloads

DAHO Handorthosis Type 4P

Support orthosis perforated

Features

- Consideration of the anatomical hand
- Can be modified with thermoplastic postprocessing
- Hole perforation for breathability

Indication and Function

- Similar to DAHO Type 4



Order No.	Size	Side	Article No.
DAH04P-SL	S	Left	4 501 090 01 01 000
DAH04P-ML	M	Left	4 501 090 01 02 000
DAH04P-LL	L	Left	4 501 090 01 03 000
DAH04P-SR	S	Right	4 501 090 02 01 000
DAH04P-MR	M	Right	4 501 090 02 02 000
DAH04P-LR	L	Right	4 501 090 02 03 000

! For optimal ordering please use Measurement Sheet
www.uniprox.de/downloads

OF01 AFO

Peroneal orthosis

Features

- Light Polypropylene Ankle Foot Orthosis
- With calfpad
- Thermoplastic formable

Indication

- Peroneal paralysis (Dropfoot)
- Foot paralysis

Contra-Indication

- Heavy Foot-/ Ankle deformities
- Spasticity
- M-L Instability
- Not for heavy patients



Order No.	Shoesize	Size	Side	Height	Lenght	Article No.
OF01-1L	35 – 39	S	Left	28 cm	24 cm	4 533 010 01 00 260
OF01-2L	40 – 43	M	Left	29 cm	26 cm	4 533 010 01 00 290
OF01-3L	41 – 44	L	Left	34 cm	28 cm	4 533 010 01 00 340
OF01-4L	44 – 47	XL	Left	39 cm	30 cm	4 533 010 01 00 400
OF01-1R	35 – 39	S	Right	28 cm	24 cm	4 533 010 02 00 260
OF01-2R	40 – 43	M	Right	29 cm	26 cm	4 533 010 02 00 290
OF01-3R	41 – 44	L	Right	34 cm	28 cm	4 533 010 02 00 340
OF01-4R	44 – 47	XL	Right	39 cm	30 cm	4 533 010 02 00 400

2 Orthotics

2.2 Foot Orthosis

OF02 AFO

Peroneal orthosis

Features

- Light, Carbonfibre reinforced polypropelene, Ankle Foot Orthosis
- With calfpad

Indication

- Peroneal paralysis (Dropfoot)
- Foot paralysis

Contra-Indication

- Heavy Foot- / Ankle deformities
- Spasticity
- M – L Instability



Order No.	Shoesize	Size	Side	Height	Lenght	Article No.
OF02-1L	35 – 39	S	Left	28 cm	24 cm	4 533 020 01 00 260
OF02-2L	40 – 43	M	Left	29 cm	26 cm	4 533 020 01 00 290
OF02-3L	41 – 44	L	Left	34 cm	28 cm	4 533 020 01 00 340
OF02-4L	44 – 47	XL	Left	39 cm	30 cm	4 533 020 01 00 400
OF02-1R	35 – 39	S	Right	28 cm	24 cm	4 533 020 02 00 260
OF02-2R	40 – 43	M	Right	29 cm	26 cm	4 533 020 02 00 290
OF02-3R	41 – 44	L	Right	34 cm	28 cm	4 533 020 02 00 340
OF02-4R	44 – 47	XL	Right	39 cm	30 cm	4 533 020 02 00 400

OF08 Night Resting Splint

Features

- Thermo formable plastic splint
- Comfortable, removable and washable inner pads
- Adjustable extension belts
- Inclusive foam block for individual adjustment

Function

- temporary resting splint for the lower and upper ankle joint
- Post Surgery
- Treatment of Dropfoot



Order No.	Shoesize	Size	Side	Article No.
OF08-1	21 – 26	S	Universal	4 532 010 01 00 000
OF08-2	27 – 37	M	Universal	4 532 010 02 00 000
OF08-3	38 – 44	L	Universal	4 532 010 03 00 000

2 Orthotics

2.3 Lower Limb Orthosis

OB100 Torsion Orthosis

Features

- The torsion rod connectors are made of aluminium, the rods are made of Vulkolan, a homogeneous elastomer
- An adjustable continuous torque is created to correct an existing rotation defect
- Calf belt is made of leather

Function

- Spring rod is fixed between a shoe attachment distally and a pelvic band proximally

Indication

- Pathological internal tibial and foot rotation

Contra indication

- Pathological antetorsion of the femoral neck



With Calfbelt

Order No.	Ø Torsion rod	Length	Article No.
OB100-08	8 mm	700 mm	4 518 010 00 00 008
OB100-10	10 mm	800 mm	4 518 010 00 00 010
OB100-12	12 mm	1.000 mm	4 518 010 00 00 012
OB100-16	16 mm	1.000 mm	4 518 010 00 00 016

Without Calfbelt

Order No.	Ø Torsion rod	Length	Article No.
OB101-08	8 mm	700 mm	4 518 020 00 00 008
OB101-10	10 mm	800 mm	4 518 020 00 00 010
OB101-12	12 mm	1.000 mm	4 518 020 00 00 012
OB101-16	16 mm	1.000 mm	4 518 020 00 00 016

OB102 Pelvic Band


- Artificial leather band with formable aluminium core (removable)



Order No.	Circumference	Article No.
OB102-45	40 – 45 cm	4 518 001 05 00 045
OB102-50	45 – 50 cm	4 518 001 05 00 050
OB102-55	50 – 55 cm	4 518 001 05 00 055
OB102-60	55 – 60 cm	4 518 001 05 00 060
OB102-65	60 – 65 cm	4 518 001 05 00 065
OB102-70	65 – 70 cm	4 518 001 05 00 070
OB102-75	70 – 75 cm	4 518 001 05 00 075
OB102-80	75 – 80 cm	4 518 001 05 00 080

Service parts for Torsion Orthosis

Order No.	Description	Article No.	Image
E-OB01	Torsion rod for torsion orthosis, Ø 8 mm, length 700 mm	4 518 001 01 00 008	1
E-OB02	Torsion rod for torsion orthosis, Ø 10 mm, length 800 mm	4 518 001 01 00 010	1
E-OB03	Torsion rod for torsion orthosis, Ø 12 mm, length 1.000 mm	4 518 001 01 00 012	1
E-OB04	Torsion rod for torsion orthosis, Ø 16 mm, length 1.000 mm	4 518 001 01 00 016	1
E-OB05	Proximal attachment, straight, with connector, Ø 8 mm	4 518 001 02 00 008	2
E-OB06	Proximal attachment, straight, with connector, Ø 10 mm	4 518 001 02 00 010	2
E-OB07	Proximal attachment, straight, with connector, Ø 12 mm	4 518 001 02 00 012	2
E-OB08	Proximal attachment, straight, with connector, Ø 16 mm	4 518 001 02 00 016	2
E-OB09	Distal attachment, curved, with connector, Ø 8 mm	4 518 001 03 00 008	3
E-OB10	Distal attachment, curved, with connector, Ø 10 mm	4 518 001 03 00 010	3
E-OB11	Distal attachment, curved, with connector, Ø 12 mm	4 518 001 03 00 012	3
E-OB12	Distal attachment, curved, with connector, Ø 16 mm	4 518 001 03 00 016	3
E-OB13	Shoe clamp	4 518 001 04 00 008	4
E-OB14	Torsion rod guide, Ø 8 mm	4 518 001 07 00 008	5
E-OB15	Torsion rod guide, Ø 10 mm	4 518 001 07 00 010	5
E-OB16	Torsion rod guide, Ø 12 mm	4 518 001 07 00 012	5
E-OB17	Torsion rod guide, Ø 16 mm	4 518 001 07 00 016	5
E-OB18	Torsion rod connector, Ø 8 mm	4 518 001 08 00 008	6
E-OB19	Torsion rod connector, Ø 10 mm	4 518 001 08 00 010	6
E-OB20	Torsion rod connector, Ø 12 mm	4 518 001 08 00 012	6
E-OB21	Torsion rod connector, Ø 16 mm	4 518 001 08 00 016	6
E-OB22	Proximal attachment, straight	4 518 001 09 00 000	7
E-OB23	Distal attachment, curved	4 518 001 10 00 000	8
E-OB24	Joint nut, M4	4 518 001 11 00 000	9
E-OB25	Joint screw M4	4 518 001 12 00 000	10
E-OB26	Washer	4 518 001 13 00 000	11
E-OB27	Hexagon socket screw M4x4	4 518 001 14 00 000	12
E-OB28	Joint screw, set	4 518 001 15 00 000	13
E-OB29	Buckle, 30 mm	4 518 001 16 00 000	14
E-OB30	Calf band complete for torsion rod Ø 8 mm, circumference 15 – 20 cm	4 518 001 06 00 008	15
E-OB31	Calf band complete for torsion rod Ø 10 mm, circumference 20 – 25 cm	4 518 001 06 00 010	15
E-OB32	Calf band complete for torsion rod Ø 12 mm, circumference 20 – 25 cm	4 518 001 06 00 012	15
E-OB33	Calf band complete for torsion rod Ø 16 mm, circumference 25 – 30 cm	4 518 001 06 00 016	15
E-OB34	Calf band complete for torsion rod Ø 16 mm, circumference 30 – 35 cm	4 518 001 06 01 016	15



2 Orthotics

2.4 Hip Orthosis

CoxaPort Hip Orthosis

Features

- Anatomically shaped plastic components
- Modular construction system
- Available in 4 sizes, left and right

Indication

- Post-operative use on high risk patients
- Non operative or hip disorders
- Abduction control and extension control for potential hipjoint problems

Function

- Rotation limitation
- Abduction control
- Extension- and flexion limitation

Please order all different parts separately!



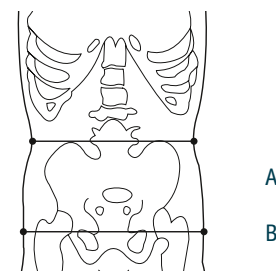
CPH Coxa Hip Harness

- Plastic module, incl. closure

Order No.	Size	Side	Article No.
CPH-SL	S	Left	4 503 010 10 70 022
CPH-ML	M	Left	4 503 010 10 70 033
CPH-LL	L	Left	4 503 010 10 70 044
CPH-XLL	XL	Left	4 503 010 10 70 055
CPH-SR	S	Right	4 503 010 20 70 022
CPH-MR	M	Right	4 503 010 20 70 033
CPH-LR	L	Right	4 503 010 20 70 044
CPH-XLR	XL	Right	4 503 010 20 70 055



Size	S	M	L	XL
Waist circumference A	59 – 83 cm	79 – 97 cm	93 – 116 cm	99 – 120 cm
Hip circumference B	67 – 91 cm	89 – 111 cm	105 – 127 cm	111 – 131 cm



CPH CoxaPort Hip Pads

- Velcro adhesive, two part padding in black

Order No.	Size	Side	Article No.
CPHP-SL	S	Left	4 503 010 11 00 022
CPHP-ML	M	Left	4 503 010 11 00 033
CPHP-LL	L	Left	4 503 010 11 00 044
CPHP-XLL	XL	Left	4 503 010 11 00 055
CPHP-SR	S	Right	4 503 010 21 00 022
CPHP-MR	M	Right	4 503 010 21 00 033
CPHP-LR	L	Right	4 503 010 21 00 044
CPHP-XLR	XL	Right	4 503 010 21 00 055



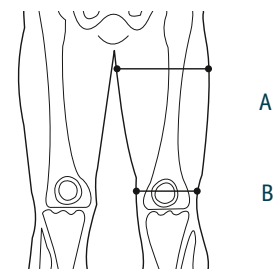
CPO CoxaPort Thigh Harness

- Plastic module, incl. closure

Order No.	Size	Side	Article No.
CPO-SL	S	Left	4 503 010 10 80 022
CPO-ML	M	Left	4 503 010 10 80 033
CPO-LL	L	Left	4 503 010 10 80 044
CPO-XLL	XL	Left	4 503 010 10 80 055
CPO-SR	S	Right	4 503 010 20 80 022
CPO-MR	M	Right	4 503 010 20 80 033
CPO-LR	L	Right	4 503 010 20 80 044
CPO-XLR	XL	Right	4 503 010 20 80 055



Size	S	M	L	XL
Thigh circumference proximal A	43 – 54 cm	47 – 61 cm	56 – 69 cm	62 – 76 cm
Thigh circumference distal B	33 – 42 cm	35 – 46 cm	41 – 50 cm	46 – 56 cm



2 Orthotics

2.4 Hip Orthosis

CPH CoxaPort Thigh Pad

· Velcro adhesive, one part padding in black

Order No.	Size	Side	Article No.
CPOP-SL	S	Left	4 503 010 10 00 022
CPOP-ML	M	Left	4 503 010 10 00 033
CPOP-LL	L	Left	4 503 010 10 00 044
CPOP-XLL	XL	Left	4 503 010 10 00 055
CPOP-SR	S	Right	4 503 010 21 10 022
CPOP-MR	M	Right	4 503 010 21 10 033
CPOP-LR	L	Right	4 503 010 21 10 044
CPOP-XLR	XL	Right	4 503 010 21 10 055



CPG CoxaPort Joint

Order No.	Description	Patient's height	Article No.
CPG-N	Joint, Normal	< 180cm	4 503 010 00 90 001
CPG-L	Joint, Long	> 180cm	4 503 010 00 90 002



CPG CoxaPort Service Parts

Order No.	Description	Article No.
CPG-G	Closure Belt, large (L, XL)	4 503 010 00 90 004
CPG-K	Closure Belt, small (S, M)	4 503 010 00 90 005
CPG-GA	Joint cover	4 503 010 00 90 003
CPG-V	Bolt set (4 bolts, 1 hex wrench)	4 503 010 00 90 006



OR01 Three-Point Support Brace

Features

- Comfortable light aluminum frame
- Movable and adjustable sternal pad
- Padded, adjustable waist strap
- Convenient anterior closure
- Adjustable pubic pad
- Easy to adjust using the Velcro closure strap

Indication

- Osteoporosis
- After vertebral fractures
- Severe kyphosis in the thoracic/lumbar area
- Post-operative

Order No.	min-max Length	Back-pad (WxH)	Article No.
OR01-1	32 – 44 cm	16 cm × 11 cm	4 530 010 01 00 000
OR01-2	32 – 44 cm	22,5 cm × 14 cm	4 530 010 02 00 000



OR03 Three-Point Support Brace

with divided sternal pad

Features

- Similar as OR01, though with divided sternal pad

Indication

- Similar as OR01

Order No.	min-max Length	Back-pad (WxH)	Article No.
OR03-1	32 – 44 cm	16 cm × 11 cm	4 530 030 01 00 000
OR03-2	32 – 44 cm	22,5 cm × 14 cm	4 530 030 02 00 000



Size selection

- Measure 1,5 cm below the collar bones to 5 cm above pubic
- Max body circumference on waistline: 120 cm

2 Orthotics

2.5 Spinal Orthosis

Becker Spinal Orthosis

Features

- Serrated joints allow the precise adjustment of the angular position of sternal and pubic pads in 5° increments
- Lateral uprights – length can be continuously adjusted, even for supine patients
- Swiveling chest pads are more comfortable
- Vertebral bodies are stabilized in hyperextension with various lumbar pads.
- No plaster cast is required.



Indication

- Conservative treatment of vertebral compression fractures with stable posterior wall
- Lumbar adolescent kyphosis with compensating thoracic hyperextension
- After vertebral fractures
- Post-op
- Osteoporosis

Biomechanics

- This orthosis has a frame construction which relieves the anterior edges of the vertebrae and prevents flexion and rotation while restricting the lateral movement in the lumbar and thoracolumbar areas.

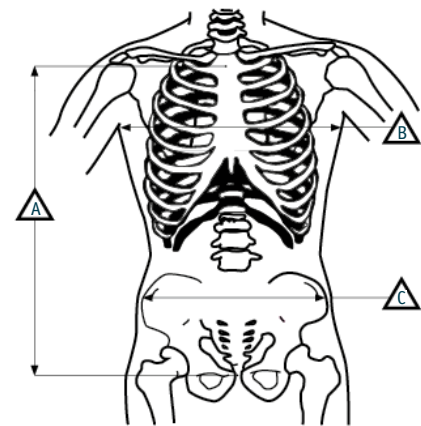
Measurement indication

Patient must lie supine, if possible with dorsolumbar support.

A = length of trunk from superior edge of sternum to center of pubic bone minus 6 cm

B = M – L measurement of the chest from axilla to axilla

C = M – L measurement of the pelvis from iliac crest to iliac crest at the level of the anterior iliac spines



Order No.	Back-Pad	Size	Article No.
OR04-S	Standard	S	4 506 010 01 00 000
OR04-M	Standard	M	4 506 010 02 00 000
OR04-L	Standard	L	4 506 010 03 00 000
OR05-S	Extra wide	S	4 506 020 02 00 000
OR05-M	Extra wide	M	4 506 020 01 00 000
OR05-L	Extra wide	L	4 506 020 03 00 000

Size	Length A	Measurement B and C
S	39 – 46 cm	27-33 cm
M	44 – 56 cm	28-36 cm
L	48 – 58 cm	30-39 cm

! For optimal ordering please use Measurement Sheet
www.uniprox.de/downloads

Accessories for Becker Spinal Orthosis

Back-Pad

Order No.	Description	Article No.
E-OR10	Standard	4 506 001 02 00 000
E-OR11	Extra wide	4 506 001 01 00 000



Fastening strap

Order No.	Article No.
E-OR12	4 506 001 04 00 000



Closing pin for fixation strap

Order No.	Article No.
E-OR13	4 506 001 08 00 000



Button for fixation strap

Order No.	Article No.
E-OR14	4 506 001 09 00 000



Parts

Order No.	Description	Size	Article No.
E-OR15	Chest bar with pad	S	4 506 001 13 00 000
E-OR16	Chest bar with pad	M	4 506 001 11 00 000
E-OR17	Chest bar with pad	L	4 506 001 12 00 000
E-OR18	Pubic bar with pad	S	4 506 001 16 00 000
E-OR19	Pubic bar with pad	M	4 506 001 14 00 000
E-OR20	Pubic bar with pad	L	4 506 001 15 00 000
E-OR21	Side pad	M	4 506 001 17 00 022
E-OR22	Mount for side pad	M	4 506 001 18 00 022

2 Orthotics

2.5 Spinal Orthosis

Boston Spinal Orthosis

Features

- Anatomically shaped body modules made of polyethylene providesafe stabilization and support of pelvis, chest, and shoulders at severallordosis angles
- Optional Attachment of hyperextension bars to stabilize the shoulders
- No plaster cast is required
- Thermally and mechanically formable
- Don and doff in a supine position with flexed knees

Indication

- Conservative treatment of painful segmental instability
- Postoperative segment stabilization after fusion surgery
- Preventative treatment for high-risk patients
- Thoracic kyphosis in the middle to low thoracic spine area

Biomechanics

- Immobilization of the spinal segments in the lumbosacral and thoracolumbar areas
- Prevention of flexion, rotation, and lateral movements
- Safe immobilization is achieved through hyperextension bars

! For optimal ordering please use Measurement Sheet

www.uniprox.de/downloads

The hyperextension bars, closure straps and dorsal reinforcement stays must be ordered separately.

For men

Order No.	Size	Lordosis	Article No.
BOB-1	1	0 Degrees	4 502 010 00 00 001
BOB-2	2	0 Degrees	4 502 010 00 00 002
BOB-3	3	0 Degrees	4 502 010 00 00 003
BOB-4	4	0 Degrees	4 502 010 00 00 004
BOB-5	5	0 Degrees	4 502 010 00 00 005
BOB-6	6	0 Degrees	4 502 010 00 00 006
BOB-7	7	0 Degrees	4 502 010 00 00 007
BOB-8	8	0 Degrees	4 502 010 00 00 008
BOB15-1	1	15 Degrees	4 502 010 15 00 001
BOB15-2	2	15 Degrees	4 502 010 15 00 002
BOB15-3	3	15 Degrees	4 502 010 15 00 003
BOB15-4	4	15 Degrees	4 502 010 15 00 004
BOB15-5	5	15 Degrees	4 502 010 15 00 005
BOB15-6	6	15 Degrees	4 502 010 15 00 006
BOB15-7	7	15 Degrees	4 502 010 15 00 007
BOB15-8	8	15 Degrees	4 502 010 15 00 008



Size	Circumference under breast	Circumference waist	Circumference hip*
1	66 cm	51 cm	71 cm
1D	58,5 cm	46 cm	71 cm
2	71 cm	61 cm	76 cm
2D	63,5 cm	51 cm	76 cm
3	76 cm	71 cm	81 cm
3D	74 cm	66 cm	81 cm
4	84 cm	76 cm	86,5 cm
4D	69 cm	58,5 cm	86,5 cm
5	89 cm	81 cm	91,5 cm
5D	76 cm	66 cm	91,5 cm
6	94 cm	86,5 cm	96,5 cm
6D	84 cm	74 cm	96,5 cm
7	99 cm	91,5 cm	101,5 cm
7D	91,5 cm	81 cm	101,5 cm
8	109 cm	96,5 cm	109 cm
8D	91,5 cm	84 cm	109 cm

* Above trochanter major

For women

Order No.	Size	Lordosis	Article No.
BOB15-1D	1D	15 Degrees	4 502 020 15 00 001
BOB15-2D	2D	15 Degrees	4 502 020 15 00 002
BOB15-3D	3D	15 Degrees	4 502 020 15 00 003
BOB15-4D	4D	15 Degrees	4 502 020 15 00 004
BOB15-5D	5D	15 Degrees	4 502 020 15 00 005
BOB15-6D	6D	15 Degrees	4 502 020 15 00 006
BOB15-7D	7D	15 Degrees	4 502 020 15 00 007
BOB15-8D	8D	15 Degrees	4 502 020 15 00 008

Accessories for Boston Spinal Orthosis


Closure Straps

Order No.	Lenght	Article No.
E-BOB01	16 cm	4 502 001 03 00 006
E-BOB02	18 cm	4 502 001 03 00 007
E-BOB03	21 cm	4 502 001 03 00 008
E-BOB04	24 cm	4 502 001 03 00 009



Dorsal Reinforcement Stays, pair

Order No.	Lenght	Article No.
E-BOB10	21 cm	4 502 001 04 00 021
E-BOB11	26 cm	4 502 001 04 00 026
E-BOB12	29 cm	4 502 001 04 00 029
E-BOB13	32 cm	4 502 001 04 00 032
E-BOB14	34 cm	4 502 001 04 00 034
E-BOB15	36 cm	4 502 001 04 00 036
E-BOB17	43 cm	4 502 001 04 00 016



Hyperextension Bars, pair

Order No.	Size	Distance (center of rotation to top of pad)	Article No.
E-BOB20	M	20 cm	4 502 001 01 00 000
E-BOB21	L	21,5 cm	4 502 001 02 00 000



2 Orthotics

2.5 Spinal Orthosis

T-Shirts for spinal orthosis

Children and adults

- Material 96 % Cotton, 4 % Elasthan
- Color: White (Black on request)
- Extra long, no side seam
- Prevents wrinkling around the axilla, so painful pressure points are avoided



Short sleeve

Order No.	Size	Article No.
OR10-098	98	4 237 010 00 00 098
OR10-104	104	4 237 010 00 00 104
OR10-110	110	4 237 010 00 00 110
OR10-116	116	4 237 010 00 00 116
OR10-122	122	4 237 010 00 00 122
OR10-128	128	4 237 010 00 00 128
OR10-134	134	4 237 010 00 00 134
OR10-140	140	4 237 010 00 00 140
OR10-146	146	4 237 010 00 00 146
OR10-152	152	4 237 010 00 00 152
OR10-158	158	4 237 010 00 00 158
OR10-164	164	4 237 010 00 00 164
OR10-176	176	4 237 010 00 00 176
OR10-S	S	4 237 020 01 00 000
OR10-M	M	4 237 020 02 00 000
OR10-L	L	4 237 020 03 00 000
OR10-XL	XL	4 237 020 04 00 000
OR10-XXL	XXL	4 237 020 05 00 000

No sleeve

Order No.	Size	Article No.
OR11-098	98	4 237 030 00 00 098
OR11-104	104	4 237 030 00 00 104
OR11-110	110	4 237 030 00 00 110
OR11-116	116	4 237 030 00 00 116
OR11-122	122	4 237 030 00 00 122
OR11-128	128	4 237 030 00 00 128
OR11-134	134	4 237 030 00 00 134
OR11-140	140	4 237 030 00 00 140
OR11-146	146	4 237 030 00 00 146
OR11-152	152	4 237 030 00 00 152
OR11-158	158	4 237 030 00 00 158
OR11-164	164	4 237 030 00 00 164
OR11-176	176	4 237 030 00 00 176
OR11-S	S	4 237 040 01 00 000
OR11-M	M	4 237 040 02 00 000
OR11-L	L	4 237 040 03 00 000
OR11-XL	XL	4 237 040 04 00 000
OR11-XXL	XXL	4 237 040 05 00 000

Philadelphia Cervical Collar with Tracheotomy Opening

Features

- Consists of two half-shells made of thermoformable plastazote
- Held together with hook-and-loop fastening straps
- With tracheotomy opening

Indication

- Cervical syndrome
- After neck injury
- Dislocation in the neck area
- Moderate or severe whiplash injury
- Deterioration of the intervertebral disks
- Postoperative stabilization after cervical vertebrae surgery



Order No.	Size and Neck circumference	Height*	Article No.
OH2-S06	S (25 – 31 cm)	6,0 cm	4 531 020 01 00 060
OH2-S08	S (25 – 31 cm)	8,0 cm	4 531 020 01 00 080
OH2-S10	S (25 – 31 cm)	10,5 cm	4 531 020 01 00 105
OH2-S13	S (25 – 31 cm)	13,0 cm	4 531 020 01 00 130
OH2-M06	M (22 – 39 cm)	6,0 cm	4 531 020 02 00 060
OH2-M08	M (22 – 39 cm)	8,0 cm	4 531 020 02 00 080
OH2-M10	M (22 – 39 cm)	10,5 cm	4 531 020 02 00 105
OH2-M13	M (22 – 39 cm)	13,0 cm	4 531 020 02 00 130
OH2-L06	L (40 – 45 cm)	6,0 cm	4 531 020 03 00 060
OH2-L08	L (40 – 45 cm)	8,0 cm	4 531 020 03 00 080
OH2-L10	L (40 – 45 cm)	10,5 cm	4 531 020 03 00 105
OH2-L13	L (40 – 45 cm)	13,0 cm	4 531 020 03 00 130

* measure vertically from tip of the chin to sternum

Accessories

Stabilizer

Order No.	Size	Article No.
E-OH1	universal	4 531 021 01 00 000



Next to our innovative Prosthetic and Orthotic products, we offer a complete range of Materials for the O&P technicians.





Materials

Quality and function

Plaster Fabrication

Get more information on
www.uniprox.de



Perfect Materials for
the Orthopedic Workshops.

unique prosthetic solutions

A company of the Bauerfeind Group _ www.uniprox.de

3 Materials

3.1 Plaster Fabrication

AK Casting Brims

Version „Plaster Model“

without fixation holes

- More flexible than version „CASCD“
- Sold as single unit or as complete set
- Transfemoral Harness (MM214) needs to be ordered separately

Size Recommendation

Measure the circumference under the Tuber os ischii.
Choose the brim in accordance to the stump condition (i.e. muscles) one to two sizes smaller.



MM210 Soft (quadrilateral) Per single unit

Order No.	Article No.
MM210-(Size)(Side)	4 304 030 0X 00 0ZZ
Available sizes in left and right (in cm)	42, 44, 46, 48, 50, 52, 54, 56

X=Side: 1=Left, 2=Right _ ZZ=Size (check available sizes)



Complete set (all sizes, left and right)

Order No.	Content	Article No.
MM210	16 Units	4 304 030 03 00 000

MM211 Hard (quadrilaterla) Per single unit

Order No.	Article No.
MM211-(Size)(Side)	4 304 040 0X 00 0ZZ
Available sizes in left and right (in cm)	28, 30, 32, 34, 36, 38, 40, 42, 44, 46, 48, 50, 52, 54, 56

X=Side: 1=Left, 2=Right _ ZZ=Size (check available sizes)



Complete set (all sizes, left and right)

Order No.	Content	Article No.
MM211	30 Units	4 304 040 03 00 000

3.1 Plaster Fabrication

MM212 CNC (quadrilateral) Per single unit

Order No.	Article No.
MM212-(Size)(Side)	4 304 050 0X 00 0ZZ
Available sizes in left and right (in cm)	36, 38, 40, 42, 44, 46, 48, 50, 52, 54, 56, 58, 60, 62, 64

X=Side: 1=Left, 2=Right _ ZZ=Size (check available sizes)

**Complete set (all sizes, left and right)**

Order No.	Content	Article No.
MM212	30 Units	4 304 050 03 00 000

Ischial Containment (modified quad/IC) Per single unit

Order No.	Article No.
MM213-(Size)(Side)	4 304 060 0X 00 0ZZ
Available sizes in left and right (in cm)	36, 37, 38, 39, 40, 41, 42, 43, 44, 45, 46, 47, 48, 49, 50, 52, 54, 56, 58, 60, 62, 64

X=Side: 1=Left, 2=Right _ ZZ=Size (check available sizes)

**Complete set (all sizes, left and right)**

Order No.	Content	Article No.
MM213	44 Units	4 304 060 03 00 000

Accessories for Casting Brims Version „Plaster Model“

- Transfemoral Harness

Bestell-Nr.	Artikelnummer
MM214	4 304 031 00 00 000



3 Materials

3.1 Plaster Fabrication

AK Casting Brims

Version „CASCD“

with fixation holes for AK Brim Stand

- More rigid than Version „Plaster Model“
- Sold as single unit or as complete set
- 4 different socket model available



Size Recommendation

Measure the circumference under the Tuber os ischii.
Choose the brim in accordance to the stump condition
(i.e. muscles) one to two sizes smaller.

MM220 Soft (quadrilateral) Per single unit

Order No.	Article No.
MM220-(Size)(Side)	4 304 070 0X 00 0ZZ
Available sizes in left and right (in cm)	42, 44, 46, 48, 50, 52, 54, 56



X=Side: 1 = Left, 2 = Right _ ZZ=Size (check available sizes)

Complete set (all sizes, left and right)

Order No.	Content	Article No.
MM220	16 Units	4 304 070 03 00 000

MM221 Hard (quadrilateral) Per single unit

Order No.	Article No.
MM221-(Size)(Side)	4 304 080 0X 00 0ZZ
Available sizes in left and right (in cm)	28, 30, 32, 34, 36, 38, 40, 42, 44, 46, 48, 50, 52, 54, 56



X=Side: 1 = Left, 2 = Right _ ZZ=Size (check available sizes)

Complete set (all sizes, left and right)

Order No.	Content	Article No.
MM221	30 Units	4 304 080 03 00 000

3.1 Plaster Fabrication

MM222 CNC (quadrilateral) Per single unit



Order No.	Article No.
MM222-(Size)(Side)	4 304 090 0X 00 0ZZ
Available sizes in left and right (in cm)	36, 38, 40, 42, 44, 46, 48, 50, 52, 54, 56, 58, 60, 62, 64

X=Side: 1=Left, 2=Right _ ZZ=Size (check available sizes)

Complete set (all sizes, left and right)

Order No.	Content	Article No.
MM222	30 Units	4 304 090 03 00 000

MM223 Ischial Containment (modified quad/IC) Per single unit



Order No.	Article No.
MM223-(Size)(Side)	4 304 100 0X 00 0ZZ
Available sizes in left and right (in cm)	36, 37, 38, 39, 40, 41, 42, 43, 44, 45, 46, 47, 48, 49, 50, 52, 54, 56, 58, 60, 62, 64

X=Side: 1=Left, 2=Right _ ZZ=Size (check available sizes)

Complete set (all sizes, left and right)

Order No.	Content	Article No.
MM223	44 Units	4 304 100 03 00 000

AK Portable Brim Stand

- As a fitting stand for transfemoral trial or final sockets
- For immediate postoperative use
- Simple and individual length adjustable
- Easy attachment of the AK Casting Brims



Order No.	Article No.
MG200-1	4 302 010 00 00 000

3 Materials

3.1 Plaster Fabrication

Spare parts AK Portable Brim Stand

Spacer to increase brim-holding bars distance

Order No.	Units	Article No.
E-MM01	1	4 302 011 01 00 000



Countersunk screw M8x45 (to secure the spacer)

Order No.	Units	Article No.
E-MM02	1	4 302 011 02 00 000



Cap screw M5x8 (to attach the holding bars)

Order No.	Units	Article No.
E-MM03	10	4 302 011 03 00 000



Countersunk screws M5x8 (to mount the brim)

Order No.	Units	Article No.
E-MM04	12	4 302 011 04 00 000



Fixation set for the AK Brims

Order No.	Units	Article No.
E-MM05	1	4 302 011 05 00 000



Round support base

Order No.	Units	Article No.
E-MM06	1	4 302 010 00 00 001



Cellona Plaster Bandages

- High quality, fast-setting

Lenght 2 m

Order No.	Width	Sold per	Article No.
MM100-10	10 cm	10	4 201 010 00 00 100
MM100-12	12 cm	10	4 201 010 00 00 120
MM100-15	15 cm	10	4 201 010 00 00 150
MM100-20	20 cm	10	4 201 010 00 00 200



Lenght 4 m

Order No.	Width	Sold per	Article No.
MM115-15	15 cm	10	4 201 010 04 00 150
MM115-20	20 cm	10	4 201 010 04 00 200

Longuette 20 cm × 20 m

Order No.	Width	Sold per	Article No.
MM116-20	20 cm	1	4 201 020 20 00 200

Fastplaster „Biplatrix“

Lenght 3 m, fast-setting

Order No.	Width	Sold per	Article No.
MM117-10	10 cm	20	4 201 030 03 00 100
MM117-12	12 cm	20	4 201 030 03 00 120
MM117-15	15 cm	20	4 201 030 03 00 150



3 Materials

3.1 Plaster Fabrication

Cellacast® Xtra Bandage

- Glasfiberwebbing, PU impregnated

Lenght 3,6m, Color blue

Order No.	Width	Sold per	Article No.
MM118-7,5	7,5 cm	10	4 201 050 00 00 075



Plaster Parting Agent Cream

- Skin friendly

Order No.	Content	Article No.
MM107	1 kg	4 201 110 00 00 100



„Modelsoft“-Stockinette

- 100 % cotton with radial elastic thread
- 400 % radial elasticity
- Ideal as plaster-sock

Order No.	Width	Model-circumference	Lenght	Article No.
MG201-070	7 cm	16 – 54 cm	15,7 m	4 212 020 01 00 000
MG201-100	10 cm	22 – 63 cm	14,2 m	4 212 020 02 00 000
MG201-120	12 cm	27 – 76 cm	13,0 m	4 212 020 03 00 000



Grease Pencil

- Marks the skin when making the plaster impression

Order No.	Color	Sold per	Article No.
MM104-2	Red	12	4 201 090 00 94 000



3.1 Plaster Fabrication

Indelible Pencil

- Marks on wet plaster molds and casts

Order No.	Color	Sold per	Article No.
MM105	Blue	12	4 201 100 93 00 000



Alginate

- Copying paste to make impressions of prosthetic sockets and residual limbs
- Setting time 4 minutes
- Mixing ration water/alginate = 4:1

Order No.	Content	Article No.
MM114	6 kg	4 201 180 00 00 600



Vermiculite

- Plaster filler for weight reduction

Order No.	Content	Grain	Article No.
MM102-2	100 Liter	0 – 2 mm	4 201 060 02 00 100



3 Materials

3.1 Plaster Fabrication

Positive Model Carving Blanks

- For use with CASCD carvers
- Positive models for torso are available on request

M30 Hardfoam Model

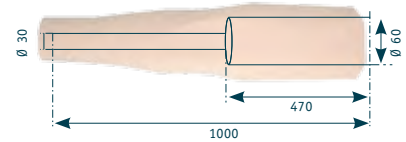
Order No.	CASCD No.	Description	Length	Ø Distal	Ø Proximal	Article No.
M30-1	008582	Transfemoral M	445 mm	150 mm	290 mm	4 235 010 01 00 000
M30-2	008583	Transfemoral L	500 mm	175 mm	340 mm	4 235 010 02 00 000
M30-3	008584	Transtibial	450 mm	130 mm	220 mm	4 235 010 03 00 000
M30-4	008585	Knee Disarticulation	640 mm	180 mm	220 mm	4 235 010 04 00 000
M30-5	008586	Knee Orthosis	800 mm	150 mm	275 mm	4 235 010 05 00 000



3.1 Plaster Fabrication

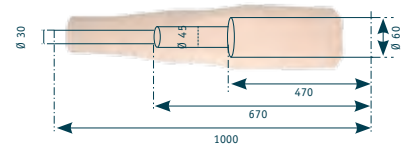
M32-1 AK Cosmetic Cover Blank

Order No.	CASCD No.	Bore type	Description	Article No.
M32-1	008589	2-step bore	< 420mm Calf circumference	4 235 030 01 00 000



M32-3-4 AK Cosmetic Cover Blank

Order No.	CASCD No.	Bore type	Description	Article No.
M32-3	008617	3-step bore	< 420mm Calf circumference	4 235 030 03 00 000
M32-4	008568	3-step bore	> 420mm Calf circumference	4 235 030 04 00 000



Quality and function

Lamination Materials

Get more information on
www.uniprox.de



Perfect Materials for
the Orthopedic Workshops.

unique prosthetic solutions

A company of the Bauerfeind Group _ www.uniprox.de

3 Materials

3.2 Lamination Materials

Rigid Foam and Hardener

MG100 Orthopur Rigid Foam 200

- Volume increase approx. 6.5 for normal loads

Order No.	Content	Article No.
MG100-0,9	0,865 kg	4 202 010 20 00 090
MG100-4,6	4,6 kg	4 202 010 20 00 460

Mixing ratio rigid foam / hardener = 1:1



MG101 Orthopur Rigid Foam 300

- Volume increase approx. 4.7 for heavy loads

Order No.	Content	Article No.
MG101-0,9	0,865 kg	4 202 010 30 00 090
MG101-4,6	4,6 kg	4 202 010 30 00 460

Mixing ratio rigid foam / hardener = 1:1

MG103 Orthopur Rigid Foam 700

- Volume increase approx. 1.7 for shoe lasts, can be screwed and nailed

Order No.	Content	Article No.
MG103-0,9	0,865 kg	4 202 010 70 00 090
MG103-4,6	4,6 kg	4 202 010 70 00 460

Mixing ratio rigid foam / hardener = 10:7

MG104 Hardener for Rigid Foam

- Suitable for all types of rigid foams

Order No.	Content	Article No.
MG104-0,9	0,865 kg	4 202 020 00 00 090
MG104-4,6	4,6 kg	4 202 020 00 00 460



MG105 Polyethylene Sheets

- Wrapping material for socket foam extension
- Bandmaterial for orthotics

Order No.	Size in mm	Article No.
MG105-1	1.000 × 1.000 × 2	4 202 060 00 00 001
MG105-2	1.000 × 1.000 × 2	4 202 060 00 00 002



ipocon® 7 Components

MG106 ipocon Silicone Paste

- 100 % pure silicone, viscous liquid, dermatologically safe, shore hardness variable depending on the mixing ratio of the two components
- Applications: prosthetic soft liners, distal end pads
- avoid contact with talcum powder (inhibits curing)
- pot life at room temperature approx. 120 minutes (component B) or approx. 30 minutes (component B „quick“)
- Could be mixed with color paste



Order No.	Description	Content	Article No.
MG106	Silicone paste, component A, skin-colored	2 kg	4 220 010 01 00 020

Mixing ratio A/B = 4:1 (soft) to A/ B = 8:1 (hard)

MG107 ipocon Body Paste

- Paste-like, dermatologically safe, variable shore hardness depending on the mixing ratio of the two components, no parting agent needed, pot life as noted above, Applications foot orthotics, toe correction, spacer after toe amputations, distal end pads.



Order No.	Description	Content	Article No.
MG107	Body paste, component A, skin-colored	2 kg	4 220 030 00 00 050

Mixing ratio A/B = 4:1 (soft) to A/ B = 8:1 (hard)

MG108 ipocon 7 Component B

- B-Component for MG106 and MG107

Order No.	Description	Content	Article No.
MG108-1	Component B, colorless	0,2 kg	4 220 010 02 00 002
MG108-2	Component B, „quick“ colorless	0,2 kg	4 220 010 03 00 002



MG109 ipocon 7 Duplicating Paste

- Viscoelastic, dermatologically safe, Applications: foot orthoses, toe correction, spacer after toe amputations, distal end pads
- Supplied: Component A+B

Order No.	Description	Content	Article No.
MG109-20	Duplicating paste A+B (Shore A20)	0,6 kg	4 220 020 20 00 006
MG109-45	Duplicating paste A+B (Shore A45)	0,6 kg	4 220 020 45 00 006



3 Materials

3.2 Lamination Materials

Acrylic Resins

- Acrylic resins are two-component methyl-methacrylate resins. The resulting laminates are non-irritating to the skin and thermoplastically formable foams with a wide range of applications in prosthetics and orthotics as well as in the fabrication of orthopedic shoes.



MG112 Laminating Resin 80:20

- For rigid laminations

Order No.	Content	Article No.
MG112-0,9	0,9 kg	4 204 010 02 00 009
MG112-4,6	4,6 kg	4 204 010 02 00 046
MG112-25	25 kg	4 204 010 02 00 250

MG113 Carbon Acrylic Resin

- For rigid laminates and carbon fiber technique.

Order No.	Content	Article No.
MG113-0,9	0,9 kg	4 204 020 02 00 009
MG113-4,6	4,6 kg	4 204 020 02 00 046
MG113-25	25 kg	4 204 020 02 00 250

MG114 Sealing Resin

- For strengthening, sealing and bonding.

Order No.	Content	Article No.
MG114-0,9	0,9 kg	4 204 030 02 00 009
MG114-4,6	4,6 kg	4 204 030 02 00 046
MG114-25	25 kg	4 204 030 02 00 250

MG116 „Elastic“ Laminating Resin

- For flexible laminates.

Order No.	Content	Article No.
MG116-0,9	0,9 kg	4 204 050 02 00 009
MG116-4,6	4,6 kg	4 204 050 02 00 046

MG119 Hardener Paste

- For Acrylic and Polyester Resins, Color: red

Order No.	Content	Article No.
MG119-0,05	0,05 kg	4 205 010 00 00 050
MG119-0,2	0,2 kg	4 205 010 00 00 200



MG120 Hardener Powder

- For Acrylic and Polyester Resins

Order No.	Content	Article No.
MG120-0,15	0,15 kg	4 205 020 01 00 150
MG120-0,5	0,5 kg	4 205 020 01 00 500



MG123 Epoxy Resin

Carbon Epoxy Acrylic Resin

- For laminates with high strength and thin walls
- Hardener powder MG120 needs to be ordered separately
- Mixing ratio: 1–3 % hardener

Order No.	Content	Article No.
MG123-4,6	4,6 kg	4 206 010 00 00 046
MG123-25	25 kg	4 206 010 00 00 250



corrosive



harmful



flammable



irritant



Dangerous for the environment

3 Materials

3.2 Lamination Materials

Uniprox Orthopoxy®

- Odorless
- Non flammable
- More rigid, more resistant
- Good compatibility with fibers and easy to impregnate
- Free BPA* (Bisphenol A) epoxy resin
- Partially bio based 28% FAST – 36% SLOW



Orthopoxy Fast

- For little or middle sized laminatings (prosthetic sockets)
- Processing time appr. 35 minutes
- Vacuum-time appr. 1:30 h
- Mixing ration resin:hardener = 100:40

MG160 Orthopoxy Fast, Resin

Order No.	Content	Article No.
MG160-1	1,0 kg Resin	4 691 030 00 10 010
MG160-2,5	2,5 kg Resin	4 691 030 00 10 025
MG160-5	5,0 kg Resin	4 691 030 00 10 050

MG161 Orthopoxy Fast, Hardener

Order No.	Content	Article No.
MG161-0,4	0,4 kg Hardener	4 691 038 00 10 004
MG161-1	1,0 kg Hardener	4 691 038 00 10 010
MG161-2	2,0 kg Hardener	4 691 038 00 10 020

Orthopoxy Slow

- For large sized laminatings (Leg Orthosis)
- Processing time appr. 90 minutes
- Vacuum-time appr. 4:00 h
- Mixing ration resin:hardener = 100:40

MG162 Orthopoxy Slow, Resin

Order No.	Content	Article No.
MG162-1	1,0 kg Resin	4 691 040 00 20 010
MG162-2,5	2,5 kg Resin	4 691 040 00 20 025
MG162-5	5,0 kg Resin	4 691 040 00 20 050

MG163 Orthopoxy Slow, Hardener

Order No.	Content	Article No.
MG163-0,4	0,4 kg Hardener	4 691 048 00 20 004
MG163-1	1,0 kg Hardener	4 691 048 00 20 010
MG163-2	2,0 kg Hardener	4 691 048 00 20 020

What is BPA (Bisphenol A)?

To manufacture a quality composite (mechanical performance, surface state, fiber impregnation, etc.), the master matrix on the market are Epoxy resins. Currently all the Epoxy systems are formulate with BPA. BPA is an endocrine disruptor able to interfering with our hormones and produce bad effect even at very low doses: infertility, cancer, diabetes, obesity, etc.

MG125 Color Paste

- For all types of laminating resins and silicones
- Clean and drip-free dispensing
- Space-saving upside-down packaging
- Color paste will not dry out



Order No.	Color	Content	Article No.
MG125-H1	Skin-colored	250 ml	4 207 011 00 91 250
MG125-H2	Skin-colored	500 ml	4 207 011 00 91 500
MG125-BR	Brown	250 ml	4 207 011 00 95 250
MG125-W	White	250 ml	4 207 011 00 89 250
MG125-G	Yellow	250 ml	4 207 011 00 87 250
MG125-B	Blue	250 ml	4 207 011 00 93 250
MG125-R	Red	250 ml	4 207 011 00 94 250
MG125-S	Black	250 ml	4 207 011 00 92 250

M126 Microballoon

- White, filler for laminating resins, improved grindability and flexural strength.

Order No.	Content	Article No.
MG126	1,0 kg	4 207 020 00 00 001



MG127 Talcum Powder

- Extender, to powder patterns.

Order No.	Inhalt	Article No.
MG127	1,0 kg	4 207 030 00 00 000



3 Materials

3.2 Lamination Materials

PVA film roll

- Thickness 0,08 mm
- Length 30 m



Order No.	Width	Article No.
MG143	130 cm	4 208 010 00 08 130

PVA Sleeves

- machine-sealed



Thickness 0,08 mm, delivery unit = 10 pcs.

Order No.	Size A × B × C	Article No.
MG140-01	77 cm × 11 cm × 5 cm	4 208 020 01 08 077
MG140-02	77 cm × 19 cm × 5 cm	4 208 020 02 08 077
MG140-03	77 cm × 22 cm × 5 cm	4 208 020 04 08 077
MG140-04	77 cm × 27 cm × 5 cm	4 208 020 03 08 077
MG140-05	100 cm × 10 cm × 5 cm	4 208 020 01 08 100
MG140-06	100 cm × 15 cm × 5 cm	4 208 020 02 08 100
MG140-07	100 cm × 20 cm × 5 cm	4 208 020 03 08 100
MG140-08	100 cm × 25 cm × 5 cm	4 208 020 04 08 100
MG140-09	100 cm × 30 cm × 5 cm	4 208 020 05 08 100
MG140-10	100 cm × 35 cm × 5 cm	4 208 020 06 08 100
MG140-14	130 cm × 19 cm × 5 cm	4 691 010 01 08 130
MG140-11	130 cm × 22 cm × 5 cm	4 208 020 01 08 130
MG140-12	130 cm × 26 cm × 5 cm	4 208 020 02 08 130
MG140-13	130 cm × 30 cm × 5 cm	4 208 020 03 08 130

Thickness 0,08 mm, delivery unit = 20 pcs.

MG141-1	100 cm × 10 cm × 5 cm	4 208 040 00 08 004
MG141-2	100 cm × 15 cm × 5 cm	4 208 040 00 08 006
MG141-3	100 cm × 20 cm × 5 cm	4 208 040 00 08 008
MG141-4	100 cm × 25 cm × 5 cm	4 208 040 00 08 010
MG141-5	100 cm × 30 cm × 5 cm	4 208 040 00 08 012

Thickness 0,10 mm, delivery unit = 10 pcs.

Order No.	Size A × B × C	Article No.
MG142-1	100 cm × 10 cm × 5 cm	4 208 020 01 10 100
MG142-2	100 cm × 15 cm × 5 cm	4 208 020 02 10 100
MG142-3	100 cm × 20 cm × 5 cm	4 208 020 03 10 100
MG142-4	100 cm × 25 cm × 5 cm	4 208 020 04 10 100
MG142-5	100 cm × 30 cm × 5 cm	4 208 020 05 10 100
MG142-6	100 cm × 35 cm × 5 cm	4 208 020 06 10 100
MG142-10	130 cm × 15 cm × 5 cm	4 208 020 15 10 130
MG142-11	130 cm × 20 cm × 5 cm	4 208 020 20 10 130
MG142-12	130 cm × 25 cm × 5 cm	4 208 020 25 10 130
MG142-13	130 cm × 30 cm × 5 cm	4 208 020 30 10 130
MG142-14	130 cm × 35 cm × 5 cm	4 208 020 35 10 130

MG144 Polyethylene Adhesive Tape

- For sealing PVA film

Order No.	Width	Article No.
MG144	2,5 cm	4 208 050 00 00 000



MG151 PVC Double-faced Adhesive Tape

- For the fixation of cutting edges of fiber mattings, 55 m roll

Order No.	Width	Article No.
MG151-09	0,9 cm	4 209 030 00 00 009
MG151-19	1,9 cm	4 209 030 00 00 019



MG152 Coroplast

- PVC adhesive tape, 10 m roll

Order No.	Width	Article No.
MG152	5 cm	4 209 040 00 00 000



MG157 Linen Adhesive Tape

- 50 m roll

Order No.	Width	Article No.
MG157-19	1,9 cm	4 210 080 00 00 019
MG157-25	2,5 cm	4 210 080 00 00 025
MG157-50	5,0 cm	4 210 080 00 00 050



3 Materials

3.2 Lamination Materials

MG158 Adhesive Tape with Glass Fiber Reinforcement

· 50 m roll

Order No.	Width	Article No.
MG158	1,9 cm	4 210 090 00 00 019



MG153 Elastic-band

· Length 0,5 m made of Vulcollan, with brass fastening button

Order No.	Width	Article No.
MG153	1,5 cm	4 210 010 00 00 000



MG159 Plastina Clay

· For sealing laminates

Order No.	Content	Article No.
MG159	1 kg	4 210 100 00 00 000



MG129 Wooden Spatula

· Beech wood, unprinted

Order No.	Length	Delivery unit	Article No.
MG129-1	15 cm	100	4 207 040 00 01 150
MG129-2	25 cm	100	4 207 040 00 01 250



MG131 Measuring Cup

· Polypropylene, with graduation

Order No.	Size	Delivery unit	Article No.
MG131-200	200 ml	100	4 207 060 01 00 200
MG131-400	400 ml	100	4 207 060 01 00 400



MG201 „Modelsoft“ Stockinette

- 100 % cotton with radial elastic thread
- Up to 400 % radial elasticity
- For plaster technique or liner stockinette for orthosis
- Not designed as resin stockinette material!

Order No.	Width	Model circumference	Lenght	Article No.
MG201-070	7 cm	16 – 54 cm	15,7 m	4 212 020 01 00 000
MG201-100	10 cm	22 – 63 cm	14,2 m	4 212 020 02 00 000
MG201-120	12 cm	27 – 76 cm	13,0 m	4 212 020 03 00 000



MG202 Perlon Stockinette

- White, very elastic

Order No.	Width	Weight	Lenght	Article No.
MG202-040	4 cm	0,5 kg	46 m	4 211 010 00 00 004
MG202-060	6 cm	0,5 kg	28 m	4 211 010 00 00 006
MG202-080	8 cm	0,5 kg	21 m	4 211 010 00 00 008
MG202-100	10 cm	1 kg	37 m	4 211 010 00 00 010
MG202-120	12 cm	1 kg	34 m	4 211 010 00 00 012
MG202-150	15 cm	1 kg	27 m	4 211 010 00 00 015
MG202-200	20 cm	1 kg	20 m	4 211 010 00 00 020
MG202-250	25 cm	1 kg	14 m	4 211 010 00 00 025
MG202-300	30 cm	1 kg	11 m	4 211 010 00 00 030



3 Materials

3.2 Lamination Materials

MG205 „Nyglas“ Stockinette

- White, made of nylon and glass, optimal elasticity

Order No.	Width	Weight	Lenght	Article No.
MG205-070	7 cm	1 kg	44 m	4 211 050 00 00 007
MG205-090	9 cm	1 kg	36 m	4 211 050 00 00 009
MG205-100	10 cm	1 kg	32 m	4 211 050 00 00 010
MG205-120	12 cm	1 kg	27 m	4 211 050 00 00 012
MG205-150	15 cm	1 kg	24 m	4 211 050 00 00 015
MG205-200	20 cm	1 kg	18 m	4 211 050 00 00 020



MG206 Nylon Sock

- Thin understocking between model and pva film
- Fixation of carbon layers
- Appr. width 10 cm, stitched seam on one side
- Delivery unit 10 psc.

Order No.	Color	Lenght	Article No.
MG206	White	appr. 50 cm	4 211 060 02 00 013
MG206-2S	Black	appr. 100 cm	4 211 060 03 92 100



MG207 Nylon Stockinette

- Thin understocking between model and pva film
- Fixation of carbon layers
- Appr. width 10 cm, stitched seam on one side
- Delivery unit 10 psc.

Order No.	Width	Weight	Article No.
MG207	13 cm	1 kg	4 211 060 01 00 013



MG208 Fiberglass Stockinette

- 70 % glass and 30 % nylon, elastic, color white

Order No.	Width	Model circumference	Lenght	Article No.
MG208-100	10 cm	24 – 55 cm	29 m	4 211 110 01 00 000
MG208-125	12.5 cm	24 – 55 cm	27 m	4 211 110 02 00 000
MG208-170	17 cm	24 – 55 cm	17 m	4 211 110 03 00 000
MG208-180	18 cm	24 – 55 cm	18 m	4 211 110 04 00 000

Heavy fiberglass quality

MG209-125	125 cm	31 – 54 cm	19 m	4 211 120 01 00 000
MG209-130	130 cm	30 – 56 cm	18 m	4 211 120 02 00 000
MG209-195	195 cm	48 – 90 cm	11 m	4 211 120 03 00 000
MG209-215	215 cm	44 – 84 cm	10 m	4 211 120 04 00 000



Nylon Helanca Stretch Stockinette

- 100 % Nylon stockinette with smooth pattern
- Recommended for first and last layers of laminates
- 300 % elasticity
- Weight per roll 0,5 kg

Color white

Order No.	Width	Model circumference	Lenght	Article No.
MG211-080	8 cm	20 – 57 cm	38 m	4 211 080 01 00 000
MG211-100	10 cm	25 – 58 cm	24 m	4 211 080 02 00 000
MG211-115	11,5 cm	27 – 76 cm	21 m	4 211 080 03 00 000
MG211-130	13 cm	30 – 100 cm	12 m	4 211 080 04 00 000



Color skin-color

MG212-070	7 cm	16 – 53 cm	29 m	4 211 100 05 00 000
MG212-075	7,5 cm	17 – 62 cm	22 m	4 211 100 01 00 000
MG212-110	11 cm	26 – 74 cm	14 m	4 211 010 02 00 000
MG212-125	12,5 cm	28 – 90 cm	1 m	4 211 100 03 00 000
MG212-130	13 cm	28 – 110 cm	10 m	4 211 100 04 00 000



3 Materials

3.2 Lamination Materials

Lamination Fabric

· 80% polyamide and 20% elasthan


„Camouflage“

Order No.	Width	Lenght	Article No.
MG251-20	20 cm	150 m	4 612 401 01 00 020



„Chess“

Order No.	Width	Lenght	Article No.
MG252-20	20 cm	150 m	4 612 401 02 00 020




„Blue Batic“

Order No.	Width	Lenght	Article No.
MG253-20	20 cm	150 m	4 612 401 03 00 020



„Bianca“

Order No.	Width	Lenght	Article No.
MG254-20	20 cm	150 m	4 612 401 04 00 020



Fiberglass Stockinette

- For fabrication of thin-walled laminate reinforcements

Order No.	Width	Weight	Lenght	Article No.
MG216-060	6 cm	1 kg	13 m	4 211 160 00 00 006
MG216-080	8 cm	1 kg	8 m	4 211 160 00 00 008
MG216-100	10 cm	1 kg	7 m	4 211 160 00 00 010



Woven Fiberglass Stockinette

- Highly elastic, double stretch weave

Order No.	Width	Weight	Lenght	Article No.
MG217-100	10 cm	1 kg	16 m	4 211 170 00 00 010
MG217-120	12 cm	1 kg	13 m	4 211 170 00 00 012
MG217-150	15 cm	1 kg	9 m	4 211 170 00 00 015
MG217-200	20 cm	1 kg	7 m	4 211 170 00 00 020
MG217-250	25 cm	1 kg	6 m	4 211 170 00 00 025
MG217-300	30 cm	1 kg	5 m	4 211 170 00 00 030



Woven Carbon Fiber Stockinette

- For fabrication of stable, thin walled laminates

Order No.	Width	Lenght	Article No.
MG218-050	5 cm	5 m	4 211 190 05 00 005
MG218-080	8 cm	5 m	4 211 190 08 00 005
MG218-100	10 cm	5 m	4 211 190 10 00 005
MG218-120	12 cm	5 m	4 211 190 12 00 005
MG219-050	5 cm	5 m	4 211 190 05 00 010
MG219-080	8 cm	10 m	4 211 190 08 00 010
MG219-100	10 cm	10 m	4 211 190 10 00 010
MG219-120	12 cm	10 m	4 211 190 12 00 010



Woven Carbon-Fiberglass Stockinette

- For fabrication of stable, thin walled laminates

Order No.	Width	Application	Lenght	Article No.
MG220-080	8 cm	BK / AK	8 m	4 211 200 00 00 008
MG220-100	10 cm	AK	7 m	4 211 200 00 00 010



3 Materials

3.2 Lamination Materials

Woven Carbon Stockinette

Very closed pattern

- Especially for laminations with carbon epoxy resins
- Optically shows a very closed lamination result

Order No.	Width	Application	Lenght	Article No.
MG221-100	10 cm	BK	5 m	4 211 210 00 00 010
MG221-120	12 cm	BK / AK	5 m	4 211 210 00 00 012
MG221-150	15 cm	AK	5 m	4 211 210 00 00 015
MG221-200	20 cm	AK	5 m	4 211 210 00 00 020



Carbon-Kevlar-Fiberglass Stockinette

- 50 % carbon, 25 % Kevlar and 25 % fiberglass
- For heavy duty socket frames
- Weight per roll 0,5 kg

Order No.	Width	Model circumference	Lenght	Article No.
MG222-100	10 cm	24 – 40 cm	5 m	4 211 230 01 00 000
MG222-180	18 cm	40 – 66 cm	2 m	4 211 230 02 00 000



Carbon-Fiberglass Stockinette

- 50 % carbon and 50 % fiberglass
- For thermoformable laminates
- Weight per roll 0,6 kg

Order No.	Width	Model circumference	Lenght	Article No.
MG223-2	11 cm	24 – 40 cm	6 m	4 211 220 01 00 000
MG224-2	20 cm	42 – 74 cm	3 m	4 211 220 04 00 000



Carbon Webbing, Unidirectional

- For partial, high strength reinforcements of laminates

Order No.	Width	Length	Article No.
MG227-050	5 cm	10 m	4 211 260 50 00 010
MG227-075	7,5 cm	10 m	4 211 260 75 00 010
MG228-050	5 cm	20 m	4 211 260 50 00 020
MG228-075	7,5 cm	20 m	4 211 260 75 00 020



Carbon Reinforcement Tape, Unidirectional

- 75 % carbo and 25 % fiberglass
- For local reinforcement of laminates subject to high bending load

Order No.	Width	Length	Article No.
MG229-045	4,5 cm	10 m	4 211 270 45 00 000
MG229-075	7,5 cm	10 m	4 211 270 75 00 000



Carbon Matting

- For high-strength reinforcement of laminates

Order No.	Length x Width	Weight	Article No.
MG230-1	1 m x 1 m	200 g/m ²	4 211 280 00 00 200
MG230-2	1 m x 1 m	245 g/m ²	4 211 280 00 00 245
MG230-5	5 m x 1 m	200 g/m ²	4 211 286 00 05 200
MG230-6	5 m x 1 m	245 g/m ²	4 211 286 00 05 245



Dacron Felt

- White, unpressed polyester fiber as filling material for laminates (e.g. ischial seat)

Order No.	Length x Width	Article No.
MG232	1 m x 0,94 m	4 211 310 00 00 000



Quality and function

Putty, Adhesive, Grease

Get more information on
www.uniprox.de



Perfect Materials for
the Orthopedic Workshops.

unique prosthetic solutions

A company of the Bauerfeind Group _ www.uniprox.de

3 Materials

3.3 Putty, Adhesive, Grease

Akemi Fast-Curing Putty

- Skin colored, incl. hardener paste
- Lightweight, fast curing, grindable, can be colored

Order No.	Content	Article No.
M12-1	1 kg	4 217 020 01 00 010

Mixing ratio: 100 parts to 3 parts hardener paste



Acrylic Sealing Resin Paste

- Acrylic-based sealing putty for heavy-duty bonding

Order No.	Content	Article No.
M13-0,5	0,5 kg	4 217 050 00 00 005

Mixing ratio: 100 parts to 2-3 parts hardener



Acryl Light Putty

- Fast curing, easily grindable, can be colored
- For filling or modifying prosthetic sockets

Order No.	Content	Article No.
M10-1	1 kg	4 217 070 00 00 010

Mixing ratio: 100 parts to 3 parts hardener



Light Putty SL

- Very light, semi-elastic filling compound, well medeled and grindable

Order No.	Content	Article No.
M14-1	1 kg	4 695 010 00 00 000

Mixing ratio: 3-4 % hardener paste or 8-10 % hardener powder



3.3 Putty, Adhesive, Grease

Hardener Paste

- For acrylic and polyester resins, color red

Order No.	Content	Article No.
MG119-0,05	50 g	4 205 010 00 00 050
MG119-0,2	200 g	4 205 010 00 00 200



+PLUSeries® 2-Component-Adhesive

Universal adhesive

- Urethane adhesive for strong fixations within seconds
- Without tiresome scents, loadable after 10 – 15 minutes

Order No.	Description	Content	Article No.
M40-50	60 seconds	1 unit 50 ml (incl. mixing nozzle)	4 693 100 00 00 050
M41-50	25 seconds	1 unit 50 ml (incl. mixing nozzle)	4 693 110 00 00 050
M42-50	1 minute black	1 unit 50 ml (incl. mixing nozzle)	4 693 120 00 00 050
M42-220	1 minute black	1 unit 50 ml (incl. mixing nozzle)	4 693 120 00 00 220



Mixing Nozzle and Tool

- For +PLUSeries® 2-Component-Adhesive

Mixing Nozzles

Order No.	Description	Content	Article No.
E-WZ81	for 50 ml-cartridge	6 units	4 670 019 00 00 050
E-WZ81-1	for 50 ml-cartridge	72 units	4 670 019 00 72 050
E-WZ81-2	for 220 ml-cartridge	6 units	4 670 019 00 00 220
E-WZ81-3	for 220 ml-cartridge	72 units	4 670 019 00 72 220

Mixing-Pistol

WZ170	for 50 ml-cartridge	1 unit	4 670 010 00 00 050
WZ170-2	for 220 ml-cartridge	1 unit	4 670 010 00 00 220



corrosive



harmful



flammable



irritant



Dangerous for the environment

3 Materials

3.3 Putty, Adhesive, Grease

Siemapren 1306 / 50

Universal adhesive

- Adhesive for leather, rubber, PUR, TR, textiles, cork, wood, felt, plastics
- Except for PVC

Order No.	Content	Article No.
M34-4	4 kg	4 693 010 00 00 040

> Glue storage container WZ129-2 can be found at 4. Tools!



Siemaplast 2325 / 50

Plastic adhesive

- Adhesive for leather, PUR- and PVC- materials, synthetic cover materials, TR

Order No.	Content	Article No.
M35-0,8	0,8 kg	4 693 020 00 00 008



Curing Agent 5002 E

- Curing agent for Siemapren and Siemaplast to increase heat and softening resistance

Order No.	Content	Article No.
M36-0,1	100 ml	4 693 030 00 00 001



Resolvent 10x

- Special resolvent for glue

Order No.	Content	Article No.
M37-1	1 Liter	4 693 040 00 00 010



3.3 Putty, Adhesive, Grease

Resolvent 2002

- Resolvent to dilute Siemapren and Siemaplast

Order No.	Content	Article No.
M38-1	1 Liter	4 693 050 00 00 010
M38-5	5 Liter	4 693 050 00 00 050



Silicone Adhesive

- Bonds silicone with leather, textiles and plastics

Order No.	Content	Article No.
M22-0,1	0,1 kg	4 219 170 00 00 001



MP Spray Adhesive

- Fixation of carbon-fiber matting and stockinettes

Order No.	Content	Article No.
M24-0,4	0,4 kg	4 219 130 00 00 400



Loctite® 222 and 234

- Securing screws with soluble bond

Order No.	Description	Features	Article No.
M25-1	222	Low soluble (6 Nm)	4 219 150 01 00 050
M25-2	243	Highly soluble (20 Nm)	4 219 150 02 00 050



corrosive



harmful



flammable



irritant



Dangerous for the environment

3 Materials

3.3 Putty, Adhesive, Grease

Foodlube Hi-Temp 2

High temperature grease

- Separating agent for thermoforming, primarily for foam models
- Up to 200 °C, not toxic, food resource basis



Order No.	Content	Article No.
MM200	0,38 kg	4 201 110 00 00 111
MM201	4 kg	4 201 110 00 00 112

Lithium Grease

High temperature grease

- White all-round lubricant for plastic and metal bushings and roller bearings
- Aging- and oxidation-resistant, water-resistant, hygienic harmless
- Temperature range: -30 °C – +120 °C



Order No.	Content	Article No.
MM202	100 g	4 690 240 00 89 100

3.3 Putty, Adhesive, Grease

Quality and function

Plastic Sheets

Get more information on
www.uniprox.de



Perfect Materials for
the Orthopedic Workshops.

unique prosthetic solutions

A company of the Bauerfeind Group _ www.uniprox.de

3 Materials

3.4 Plastic Sheets

MK10 Special Polypropylene

- Specially extruded, no detectable shrinkage, very tough and rigid PP
- Well suited for high rigidity products
- Working temperature approx. 170 – 180 °C, color: white

Order No.	Thickness	Size	Article No.
MK10-1,5	1,5 mm	2.000 mm × 1.000 mm	4 213 010 01 96 015
MK10-2	2 mm	2.000 mm × 1.000 mm	4 213 010 01 96 020
MK10-3	3 mm	2.000 mm × 1.000 mm	4 213 010 01 96 030
MK10-4	4 mm	2.000 mm × 1.000 mm	4 213 010 01 96 040
MK10-5	5 mm	2.000 mm × 1.000 mm	4 213 010 01 96 050



MK11 Globolen / Resur

- Specially extruded PE, very low shrinkage, weldable and very easy to vacuum-form
- Well suited for spinal orthosis
- Working temperature Approx. 160 – 170 °C

Order No.	Thickness	Size	Article No.
MK11-1W	1 mm	2.000 mm × 1.000 mm	4 213 070 01 96 001
MK11-2W	2 mm	2.000 mm × 1.000 mm	4 213 070 01 96 002
MK11-3W	3 mm	2.000 mm × 1.000 mm	4 213 070 01 96 003
MK11-4W	4 mm	2.000 mm × 1.000 mm	4 213 070 01 96 004
MK11-5W	5 mm	2.000 mm × 1.000 mm	4 213 070 01 96 005
MK11-6W	6 mm	2.000 mm × 1.000 mm	4 213 070 01 96 006



MK12 „Supralen“ RCH500

- High-strength PE, specially extruded, no detectable shrinkage, can be welded and chased
- Well suited for fabrication of orthosis and foot-orthosis
- Working temperature approx. 160 – 180 °C

Order No.	Thickness	Size	Article No.
MK12-2W	2 mm	1.930 mm × 930 mm	4 213 020 00 96 002
MK12-3W	3 mm	1.930 mm × 930 mm	4 213 020 00 96 003
MK12-4W	4 mm	1.930 mm × 930 mm	4 213 020 00 96 004
MK12-5W	5 mm	1.930 mm × 930 mm	4 213 020 00 96 005
MK12-6W	6 mm	1.930 mm × 930 mm	4 213 020 00 96 006
MK12-8W	8 mm	1.930 mm × 930 mm	4 213 020 00 96 008



MH105 Polyethylene Sheets

- Soft-PE, to be used as wrapping material during foaming operations
- Working temperature approx. 120 – 130 °C

Order No.	Thickness	Size	Article No.
MG105-1	1 mm	1.000 mm × 1.000 mm	4 202 060 00 00 001
MG105-2	2 mm	1.000 mm × 1.000 mm	4 202 060 00 00 002



MK16 Polydor®

- Polyacrylic, color: orange-transparent
- Working temperature approx. 170 – 180 °C

Order No.	Thickness	Size	Article No.
MK16-3	3 mm	610 mm × 915 mm	4 213 050 00 73 030
MK16-3,5	3,5 mm	610 mm × 915 mm	4 213 050 00 73 035



3 Materials

3.4 Plastic Sheets

ipocarbon

- Thermoplastic carbon-fiber composite material for orthotic appliances
- Working temperature 190 °C

Order No.	Thickness	Size	Article No.
MK31-2	2 mm	300 mm × 450 mm	4 213 170 01 00 002
MK31-3	3 mm	300 mm × 450 mm	4 213 170 01 00 003
MK32-2	2 mm	600 mm × 450 mm	4 213 170 02 00 002
MK32-3	3 mm	600 mm × 450 mm	4 213 170 02 00 003
MK33-2	2 mm	1200 mm × 900 mm	4 213 170 03 00 002



MK25 Göplex® Plus

- Clear copolyester material, no detectable shrinkage
- For fabrication of load-supporting prosthetic test-sockets
- Working temperature approx. 150 – 170 °C

Order No.	Thickness	Size	Article No.
MK25-09	9 mm	400 mm × 400 mm	4 213 110 01 00 009
MK25-12	12 mm	400 mm × 400 mm	4 213 110 01 00 012
MK25-15	15 mm	400 mm × 400 mm	4 213 110 01 00 015



MK37 Thermoflex STEIF

- Clear check socket material, high durability, no shrinkage, could be laminated, shiny transparent surface
- For the production of clear check sockets or as inner layer of vacuum sockets
- Working temperature approx. 140 – 160 °C

Order No.	Thickness	Size	Article No.
MK37-04	4 mm	400 mm × 400 mm	4 690 130 00 90 004
MK37-05	5 mm	400 mm × 400 mm	4 690 130 00 90 005
MK37-10	10 mm	400 mm × 400 mm	4 690 130 00 90 010
MK37-12	12 mm	400 mm × 400 mm	4 690 130 00 90 012
MK37-15	15 mm	400 mm × 400 mm	4 690 130 00 90 015
MK37-20	20 mm	400 mm × 400 mm	4 690 130 00 90 020
MK38-12	12 mm	1.200 mm × 800 mm	4 690 130 01 90 012
MK38-15	15 mm	1.200 mm × 800 mm	4 690 130 01 90 015



Cellacast® Xtra Bandage

- Glasfiberwebbing, PU impregnated
- To secure test sockets during test phase
- Length 3,6 m, Color blue

Order No.	Thickness	Size	Article No.
MM118-7,5	7,5 cm	10	4 201 050 00 00 075



MK27 Thermoflex Soft

- Transparent, for very flexible socket liners
- Working temperature approx. 150 – 170 °C
(MK28-03 and MK28-04 approx. 120 – 140 °C)

Order No.	Thickness	Size	Article No.
MK27-09	9 mm	400 mm × 400 mm	4 213 130 01 00 009
MK27-12	12 mm	400 mm × 400 mm	4 213 130 01 00 012
MK27-14	14 mm	400 mm × 400 mm	4 213 130 01 00 014
MK28-03	3 mm	1.000 mm × 1.000 mm	4 213 130 03 00 003
MK28-04	4 mm	1.000 mm × 1.000 mm	4 213 130 03 00 004
MK29-06	6 mm	1.200 mm × 800 mm	4 213 130 04 00 006
MK29-09	9 mm	1.200 mm × 800 mm	4 213 130 04 00 009



Thermoflex AB

- Milky white, for flexible inner sockets with anti-bacterial effect
- Protects the skin against different micro organism
(i.e. funghi and bacteria)
- Reduces skin irritations, protects against socket colouring,
long-time anti bacterial effect, no shrinkage
- Working temperature approx. 160 °C

Order No.	Thickness	Size	Article No.
MK24-12	12 mm	400 mm × 400 mm	4 695 500 00 01 012



Quality and function

Padding Materials

Get more information on
www.uniprox.de



Perfect Materials for
the Orthopedic Workshops.

unique prosthetic solutions

A company of the Bauerfeind Group _ www.uniprox.de

3 Materials

3.5 Padding Materials

MP20 Globotop / Göforlen

MP21 Globotop / Göforlen, perforated

- Polyolefin foam, dimensionally stable, weldable and bondable, thermoformable, washable
- Suitable for the fabrication of foot orthotics, padding of orthoses and for
- Shore hardness 30 (+/- 15%)
- Working temperature approx. 110 – 130 °C



Skin-colored

Order No.	Thickness	Size	Article No.
MP20-02H	2 mm	800 × 500 mm	4 214 010 00 91 002
MP20-03H	3 mm	1.100 × 1.100 mm	4 214 010 00 91 003
MP20-04H	4 mm	1.100 × 1.100 mm	4 214 010 00 91 004
MP20-05H	5 mm	1.100 × 1.100 mm	4 214 010 00 91 005
MP20-06H	6 mm	1.100 × 1.100 mm	4 214 010 00 91 006
MP20-08H	8 mm	1.100 × 1.100 mm	4 214 010 00 91 008
MP20-10H	10 mm	1.100 × 1.100 mm	4 214 010 00 91 010
MP20-15H	15 mm	1.100 × 1.100 mm	4 214 010 00 91 015

Blue

Order No.	Thickness	Size	Article No.
MP20-02B	2 mm	1.100 × 1.100 mm	4 214 010 00 93 002
MP20-03B	3 mm	1.100 × 1.100 mm	4 214 010 00 93 003
MP20-04B	4 mm	1.100 × 1.100 mm	4 214 010 00 93 004
MP20-05B	5 mm	1.100 × 1.100 mm	4 214 010 00 93 005
MP20-06B	6 mm	1.100 × 1.100 mm	4 214 010 00 93 006

Skin-colored, perforated


MP21-02H	2 mm	1.100 × 1.100 mm	4 214 020 00 91 002
MP21-03H	3 mm	1.100 × 1.100 mm	4 214 020 00 91 003
MP21-04H	4 mm	1.100 × 1.100 mm	4 214 020 00 91 004
MP21-05H	5 mm	1.100 × 1.100 mm	4 214 020 00 91 005

Blue, perforated

MP21-02B	2 mm	1.100 × 1.100 mm	4 214 020 00 93 002
MP21-03B	3 mm	1.100 × 1.100 mm	4 214 020 00 93 003
MP21-04B	4 mm	1.100 × 1.100 mm	4 214 020 00 93 004
MP21-05B	5 mm	1.100 × 1.100 mm	4 214 020 00 93 005

MP23 Pryx®

- EVA foam, light, elastic, sterilized
- For the fabrication of foot orthotics
- Shore hardness 45 (+/- 15%)
- Working temperature approx. 90 – 120 °C



Order No.	Color	Thickness	Size	Article No.
MP23-06W	White	6 mm	1.000 × 550 mm	4 214 210 00 89 006
MP23-06BR	Brown	6 mm	1.000 × 550 mm	4 214 210 00 95 006
MP23-14BR	Brown	14 mm	1.000 × 550 mm	4 214 210 00 95 014

EVA = Ethylen-Vinylacetat

MP27 EVA Soft Foam

- Very soft, smooth and light
- For the fabrication of foot orthotics
- Shore hardness 25 (+/- 15%)
- Working temperature approx. 90 – 120 °C

Order No.	Color	Thickness	Size	Article No.
MP27-03	Grey	3 mm	1.100 × 1.100 mm	4 214 250 00 86 003
MP27-05	Grey	5 mm	1.100 × 1.100 mm	4 214 250 00 86 005



MP24 Globofom

- EVA foam, very soft, very light
- For padding of orthoses and for the fabrication of foot orthotics
- Shore hardness 25 (+/- 15%)
- Working temperature approx. 90 – 120 °C

Order No.	Color	Thickness	Size	Article No.
MP24-03B	Blue	3 mm	1.150 × 1.150 mm	4 214 180 00 93 003
MP24-06B	Blue	6 mm	1.150 × 1.150 mm	4 214 180 00 93 006

For TRIactive

MP24-03BL	Blue	3 mm	1.050 × 1.100 mm	4 214 180 00 94 003
MP24-05BL	Blue	5 mm	1.050 × 1.100 mm	4 214 180 00 94 005

EVA = Ethylen-Vinylacetat



3 Materials

3.5 Padding Materials

MP25 Globomoll

- EVA foam, soft, very light
- For padding of orthoses or fabrication of foot orthotics
- Shore hardness 35 (+/- 15%)
- Working temperature approx. 90 – 120 °C

Order No.	Color	Thickness	Size	Article No.
MP25-04W	White	4 mm	1.000 × 1.000 mm	4 214 190 00 89 004
MP25-06W	White	6 mm	1.000 × 1.000 mm	4 214 190 00 89 006
MP25-15W	White	15 mm	1.000 × 1.000 mm	4 214 190 00 89 015
MP25-06B	Blue	6 mm	1.000 × 1.000 mm	4 214 190 00 93 006

For TRIactive

MP25-06GR	Grey	6 mm	1.000 × 1.000 mm	4 214 190 00 90 006
MP25-06BL	Blue	6 mm	1.000 × 1.000 mm	4 214 190 00 94 006

EVA = Ethylen-Vinylacetat



MP26 Globelast

- EVA foam, medium soft, light
- For the fabrication of foot orthotics
- Shore hardness 45 (+/- 15%)
- Working temperature approx. 90 – 120 °C

Order No.	Color	Thickness	Size	Article No.
MP26-06W	White	6 mm	1.000 × 1.000 mm	4 214 200 00 89 006
MP26-15W	White	15 mm	1.000 × 1.000 mm	4 214 200 00 89 015
MP26-06B	Blue	6 mm	1.000 × 1.000 mm	4 214 200 00 93 006

For TRIactive

MP26-06GR	Grey	6 mm	1.000 × 1.000 mm	4 214 200 00 90 006
MP26-15GR	Grey	15 mm	1.000 × 1.000 mm	4 214 200 00 90 015
MP26-06BL	Blue	6 mm	1.000 × 1.000 mm	4 214 200 00 94 006

EVA = Ethylen-Vinylacetat



MP58 Globosoft

- PE foam, very soft, very light
- For padding orthoses and fabrication of foot orthotics, thermoformable
- Shore hardness 35 (+/-15%)
- Working temperature approx. 70 – 130 °C

Order No.	Color	Thickness	Size	Article No.
MP58-03	Grey	3 mm	1.200 × 1.000 mm	4 690 140 00 86 003
MP58-05	Grey	5 mm	1.200 × 1.000 mm	4 690 140 00 86 005



MP33 Globoflex

- Globofit PU foam in 3 mm thickness (shore hardness 0) covered with 3 mm skin-colored PE foam (shore hardness 25)
- For the fabrication of foot orthotics, especially for reducing pressure spots (e.g., in case of diabetes)
- For the production of medical insoles, especially to reduce pressure points (diabetic insoles)

Order No.	Color	Thickness	Size	Article No.
MP33	blue/skin-colored	6 mm	950 × 950 mm	4 214 280 00 91 060

PU=Polyurethane



3 Materials

3.5 Padding Materials

MP35, MP36, MP37 Globofit

- Dimensionally stable, air-permeable PU foam high energy return
- Permanent elasticity, shock absorbent, grindable, skinfriendly
- For padding orthoses and fabrication of foot orthotics
- Shore hardness 0 (+/- 15%)



One side roughened

Order No.	Color	Thickness	Size	Article No.
MP35-1,5H	Skin-colored	1,5 mm	1.000 × 1.370 mm	4 214 260 00 91 015
MP35-3H	Skin-colored	3 mm	1.000 × 1.370 mm	4 214 260 00 91 030
MP35-6H	Skin-colored	6 mm	1.000 × 1.370 mm	4 214 260 00 91 060
MP35-9H	Skin-colored	9 mm	1.000 × 1.370 mm	4 214 260 00 91 090

Both sides roughened

MP36-3H	Skin-colored	3 mm	1.000 × 1.370 mm	4 214 260 01 91 030
---------	--------------	------	------------------	---------------------

One side roughened, perforated

MP37-1,5H	Skin-colored	1,5 mm	1.000 × 1.370 mm	4 214 260 02 91 015
MP37-3H	Skin-colored	3 mm	1.000 × 1.370 mm	4 214 260 02 91 030

PU=Polyurethane

MP38 Podion di Alcantara® with Globofit

- Skin-colored Globofit PU foam covered with Podion di Alcantara®
- For padding orthoses and fabrication of foot orthotics
- Shore hardness 0 (+/- 15%)




One side roughened

Order No.	Color	Thickness	Size	Article No.
MP38-2H	Skin-colored	2 mm	1.000 × 1.370 mm	4 214 270 00 91 002
MP38-3H	Skin-colored	3 mm	1.000 × 1.370 mm	4 214 270 00 91 003
MP38-2B	Blue	2 mm	1.000 × 1.370 mm	4 214 270 00 93 002

PU = Polyurethan

MP28 Plastazote**MP30 Plastazote perforated**

- Good thermoplastic formability, moderate dimensional stability
- For padding orthoses and fabrication of foot orthotics
- Shore hardness 15 – 20 (+ / -15 %)
- Working temperature approx. 130 – 150 °C

**White**

Order No.	Thickness	Article No.
MP28-02W	2 mm	4 214 050 00 89 002
MP28-03W	3 mm	4 214 050 00 89 003
MP28-04W	4 mm	4 214 050 00 89 004
MP28-05W	5 mm	4 214 050 00 89 005
MP28-06W	6 mm	4 214 050 00 89 006
MP28-09W	9 mm	4 214 050 00 89 009
MP28-10W	10 mm	4 214 050 00 89 010
MP28-12W	12 mm	4 214 050 00 89 012
MP28-15W	15 mm	4 214 050 00 89 015
MP28-18W	18 mm	4 214 050 00 89 018
MP28-20W	20 mm	4 214 050 00 89 020
MP28-25W	25 mm	4 214 050 00 89 025

White, perforated

MP30-03W	3 mm	4 214 060 00 89 003
MP30-04W	4 mm	4 214 060 00 89 004
MP30-05W	5 mm	4 214 060 00 89 005
MP30-06W	6 mm	4 214 060 00 89 006

Blue

MP28-02B	2 mm	4 214 050 00 93 002
MP28-03B	3 mm	4 214 050 00 93 003
MP28-04B	4 mm	4 214 050 00 93 004
MP28-05B	5 mm	4 214 050 00 93 005
MP28-06B	6 mm	4 214 050 00 93 006
MP28-09B	9 mm	4 214 050 00 93 009
MP28-10B	10 mm	4 214 050 00 93 010
MP28-12B	12 mm	4 214 050 00 93 012
MP28-15B	15 mm	4 214 050 00 93 015
MP28-18B	18 mm	4 214 050 00 93 018
MP28-20B	20 mm	4 214 050 00 93 020

Skin-colored

Order No.	Thickness	Article No.
MP28-02H	2 mm	4 214 050 00 91 002
MP28-03H	3 mm	4 214 050 00 91 003
MP28-04H	4 mm	4 214 050 00 91 004
MP28-05H	5 mm	4 214 050 00 91 005
MP28-06H	6 mm	4 214 050 00 91 006
MP28-09H	9 mm	4 214 050 00 91 009
MP28-10H	10 mm	4 214 050 00 91 010
MP28-12H	12 mm	4 214 050 00 91 012
MP28-15H	15 mm	4 214 050 00 91 015
MP28-18H	18 mm	4 214 050 00 91 018
MP28-20H	20 mm	4 214 050 00 91 020
MP28-25H	25 mm	4 214 050 00 91 025

Skin-colored, perforated

MP30-03H	3 mm	4 214 060 00 91 003
MP30-04H	4 mm	4 214 060 00 91 004
MP30-05H	5 mm	4 214 060 00 91 005
MP30-06H	6 mm	4 214 060 00 91 006

Blue, perforated

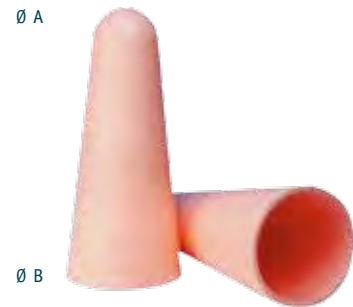
MP30-03B	3 mm	4 214 060 00 93 003
MP30-04B	4 mm	4 214 060 00 93 004
MP30-05B	5 mm	4 214 060 00 93 005
MP30-06B	6 mm	4 214 060 00 93 006

3 Materials

3.5 Padding Materials

MP39 „GÖFORLEN“-Thermo-Cones

- Prefabricated cone of thermoformable material
- For the fabrication of inner soft sockets
- Wall thickness 6,5mm, Skin-colored
- Shore hardness 30 (+/-15 %)
- Working temperature approx. 150 °C



Order No.	Application	Ø A	Ø B	Lenght	Article No.
MP39-160	BK	90 mm	160 mm	390 mm	4 214 090 00 00 160
MP39-180	AK	90 mm	180 mm	500 mm	4 214 090 00 00 180
MP39-210	AK	160 mm	210 mm	500 mm	4 214 090 00 00 210

ipiform Soft-Socket

- Prefabricated, cone-shaped soft liner blanks for prosthetic socket liners
- Lenght 500mm, skin-colored
- Shore hardness 45 (+/-15 %)
- Working temperature approx. 160 °C

Circumference A

Circumference B



MP40 Wall-thickness 4mm

Order No.	Circ. A	Circ. B	Article No.
MP40-1	150 mm	380 mm	4 214 100 01 00 004
MP40-2	160 mm	400 mm	4 214 100 02 00 004
MP40-3	170 mm	420 mm	4 214 100 03 00 004
MP40-4	180 mm	440 mm	4 214 100 04 00 004
MP40-5	190 mm	460 mm	4 214 100 05 00 004

MP42 Wall-thickness 6mm

MP42-1	150 mm	380 mm	4 214 100 01 00 006
MP42-2	160 mm	400 mm	4 214 100 02 00 006
MP42-3	170 mm	420 mm	4 214 100 03 00 006
MP42-4	180 mm	440 mm	4 214 100 04 00 006
MP42-5	190 mm	460 mm	4 214 100 05 00 006

MP41 Wall-thickness 5mm

Order No.	Circ. A	Circ. B	Article No.
MP41-1	150 mm	380 mm	4 214 100 01 00 005
MP41-2	160 mm	400 mm	4 214 100 02 00 005
MP41-3	170 mm	420 mm	4 214 100 03 00 005
MP41-4	180 mm	440 mm	4 214 100 04 00 005
MP41-5	190 mm	460 mm	4 214 100 05 00 005

MP43 Wall-thickness 7mm

MP43-3	170 mm	420 mm	4 214 100 03 00 007
MP43-4	180 mm	440 mm	4 214 100 04 00 007

MP44 ipoform / Tepefom

- PE foam, good thermoplastic formability, grindable, bondable
- Suitable for soft inner sockets
- Waterproof, good skin tolerance under load
- Shore hardness 45 (+/-15%)
- Density 0.2 g/cm³
- Working temperature approx. 160 °C



Order No.	Thickness	Size	Article No.
MP44-02	2 mm	1.100 × 1.100 mm	4 214 080 00 00 002
MP44-03	3 mm	1.100 × 1.100 mm	4 214 080 00 00 003
MP44-04	4 mm	1.100 × 1.100 mm	4 214 080 00 00 004
MP44-05	5 mm	1.100 × 1.100 mm	4 214 080 00 00 005
MP44-06	6 mm	1.100 × 1.100 mm	4 214 080 00 00 006
MP44-07	7 mm	1.100 × 1.100 mm	4 214 080 00 00 007
MP44-08	8 mm	1.100 × 1.100 mm	4 214 080 00 00 008
MP44-10	10 mm	1.100 × 1.100 mm	4 214 080 00 00 010

PE = Polyethylene

MP49 Lunairmed

MP50 Lunairmed, perforated

- Good thermoplastic formability, grindable, bondable
- For all types of padding, reduction of pressure spots, dimensional stability
- Waterproof, good skin tolerance
- Skin-colored
- Shore hardness 18 (+/-15%)
- Working temperature approx. 120 – 170 °C



Order No.	Thickness	Size	Article No.
MP49-02	2 mm	1.080 × 825 mm	4 214 130 01 00 002
MP49-03	3 mm	1.080 × 825 mm	4 214 130 01 00 003
MP49-04	4 mm	1.080 × 825 mm	4 214 130 01 00 004
MP49-05	5 mm	1.080 × 825 mm	4 214 130 01 00 005
MP49-06	6 mm	1.080 × 825 mm	4 214 130 01 00 006
MP49-08	8 mm	1.080 × 825 mm	4 214 130 01 00 008
MP49-12	12 mm	1.080 × 825 mm	4 214 130 01 00 012

Perforated

MP50-03	3 mm	1.080 × 825 mm	4 214 130 02 00 003
MP50-06	6 mm	1.080 × 825 mm	4 214 130 02 00 006

3 Materials

3.5 Padding Materials

MP46 Lunasoft SL

- EVA foam, good thermoplastic formability, grindable, bondable
- Suitable for soft inner sockets, orthoses and fabrication of foot orthotics
- Waterproof, good skin tolerance under load
- Shore hardness 40 (+/-15 %)
- Density 0,2 g/cm³
- Working temperature approx. 120 – 170 °C



Skin-colored

Order No.	Thickness	Size	Article No.
MP46-2H	2 mm	1.140 × 740 mm	4 214 110 00 91 002
MP46-3H	3 mm	1.140 × 740 mm	4 214 110 00 91 003
MP46-4H	4 mm	1.140 × 740 mm	4 214 110 00 91 004
MP46-5H	5 mm	1.140 × 740 mm	4 214 110 00 91 005
MP46-6H	6 mm	1.140 × 740 mm	4 214 110 00 91 006
MP46-8H	8 mm	1.140 × 740 mm	4 214 110 00 91 008

Multicolor

MP46-2M	2 mm	1.140 × 740 mm	4 214 110 00 82 002
MP46-3M	3 mm	1.140 × 740 mm	4 214 110 00 82 003

Black/White

MP46-2SW	2 mm	1.140 × 740 mm	4 214 110 00 81 002
----------	------	----------------	---------------------

Lime


MP46-3L	3 mm	1.140 × 740 mm	4 214 110 00 99 003
MP46-6L	6 mm	1.140 × 740 mm	4 214 110 00 99 006

Dark blue

MP46-2DB	2 mm	1.140 × 740 mm	4 214 110 00 93 002
----------	------	----------------	---------------------

MP54 Moosgummi (Microcellular Rubber)

- Closed-cell rubber for orthotic applications
- Grindable, bondable
- Prevents slippage due to excellent grip
- Waterproof, highly elastic
- Color black



Order No.	Thickness	Size	Article No.
MP54-2	2 mm	2.000 × 1.000 mm	4 215 020 02 00 002
MP54-4	4 mm	2.000 × 1.000 mm	4 215 020 02 00 004

MP57 ipocon Gel Sheets

- Made of pure silicone gel, viscoelastic
- For partial pressure relief
- To reduce spot pressure and for fabrication of foot orthotics (e.g., in cases of diabetes)



Order No.	Thickness	Size	Article No.
MP57-3	3 mm	400 mm × 300 mm	4 215 030 00 00 003
MP57-4	4 mm	400 mm × 300 mm	4 215 030 00 00 004

MP74-6S Padding Foam

with Alcantara and Velcro loops

- Open cell foam
- Suitable for padding of orthosis
- Color black



Order No.	Thickness	Size	Article No.
MP74-6S	6 mm	1.600 × 1.000 mm	4 690 150 00 92 006

3 Materials

3.5 Padding Materials

MP61 PORON®

- PU soft bedding material with excellent shock absorption and cushioning properties (Memory foam effect)
- For padding of diabetic foot orthotics
- Good skin tolerance, grindable, bondable, one side roughened
- Shore hardness 0 (+/-15%)
- Color Salmon pink



Order No.	Thickness	Size	Article No.
MP61-30	3 mm	1.370 × 1000 mm	4 215 070 00 95 003

PU = Polyurethane

MP62 PORON® Dual Layer

- Multifunctional compound material PORON 2 (soft, shock absorbing), with 2 mm blue Globofit (high energy return)
- For sports insoles
- Shore hardness 0 (+/-15%)
- Color salmon pink



Order No.	Thickness	Size	Article No.
MP62	4 mm	1.370 × 1000 mm	4 215 070 01 77 004

MP63 Latex Foam

- Easily grindable, e.g., for padding in the toe area
- Shore hardness 0 (+/-15%)
- Color skin-colored



Order No.	Thickness	Size	Article No.
MP63-03	3 mm	1.500 × 1000 mm	4 215 080 00 69 003
MP63-06	6 mm	1.500 × 1000 mm	4 215 080 00 69 006
MP63-10	10 mm	1.500 × 1000 mm	4 215 080 00 69 010

MP70 Thermocork

- Grindable, thermoformable, bondable,
- For fabrication of foot orthotics, leg compensations, foot inlays, etc.
- Working temperature approx. 120 °C



Order No.	Thickness	Size	Article No.
MP70-04	4 mm	1.100 × 850 mm	4 216 040 00 00 004
MP70-06	6 mm	1.100 × 850 mm	4 216 040 00 00 006

MP71 Elastra Cork

- Grindable, thermoformable, bondable, cork/latex special mixture, elastic, dimensionally stable, light
- Working temperature approx. 130 °C



Order No.	Thickness	Size	Article No.
MP71-02	2 mm	520 × 450 mm	4 216 050 00 00 002
MP71-04	4 mm	520 × 450 mm	4 216 050 00 00 004
MP71-06	6 mm	520 × 450 mm	4 216 050 00 00 006
MP71-08	8 mm	520 × 450 mm	4 216 050 00 00 008

MP72 Flexocork

- Grindable, bondable, light, elastic.



Order No.	Thickness	Size	Article No.
MP72-02	2 mm	1.000 × 500 mm	4 216 010 00 00 002
MP72-03	3 mm	1.000 × 500 mm	4 216 010 00 00 003
MP72-04	4 mm	1.000 × 500 mm	4 216 010 00 00 004
MP72-05	5 mm	1.000 × 500 mm	4 216 010 00 00 005
MP72-06	6 mm	1.000 × 500 mm	4 216 010 00 00 006
MP72-08	8 mm	1.000 × 500 mm	4 216 010 00 00 008
MP72-10	10 mm	1.000 × 500 mm	4 216 010 00 00 010

Next to our innovative Prosthetic and Orthotic products, we offer a specialized range of Tools for the O&P technicians.





Tools

Quality and function

Tools

Get more information on
www.uniprox.de



Specialist Tools.

unique prosthetic solutions

A company of the Bauerfeind Group _ www.uniprox.de

4 Tools

4.1 Measuring Tools

WZ100 Ischial Containment Measuring Gauge

- Designed for the determination of soft-tissue and skeletal widths for ischial containment sockets
- The measuring arm used for the female pelvis has a 45 ° angle, and the arm for the male pelvis has a 30 ° angle
- In addition, this caliper may be used to determine all other measurements up to 24 cm



Order No.

Article No.

WZ100

4 301 010 00 00 000

WZ101 Measuring Caliper

- Body Measurement 0 – 80 cm



Order No.

Article No.

WZ101

4 301 020 00 00 000

WZ105 Hip Leveling Guide

- Aluminum with plastic side extensions, to check leg length discrepancies.



Order No.

Length

Weight

Article No.

WZ105

330 mm

260 g

4 301 090 00 00 000

WZ118 Surform Rasp Holder, flat

Order No.	Description	Weight	Article No.
WZ118-1	with blade	270 g	4 319 010 01 00 000
WZ118-2	without blade	230 g	4 319 010 02 00 000



Surform Blades for WZ118

Flat

Order No.	Weight	Article No.
E-WZ06	40 g	4 319 030 00 00 000



Half round

E-WZ08	40 g	4 319 050 00 00 000
--------	------	---------------------



WZ119 Surform Rasp Holder, round

Order No.	Description	Weight	Article No.
WZ119	with blade	150 g	4 319 020 00 00 000



Surform Blade for WZ119

Round

Order No.	Weight	Article No.
E-WZ09	35 g	4 319 060 00 00 000



4 Tools

4.2 Modelshaping Tools

WZ117 Plaster Smoothing Tool, flat

Order No.	Description	Weight	Article No.
WZ117-1	with blade	250 g	4 320 010 00 00 000



Blade for WZ117

Order No.	Weight	Article No.
E-WZ04	30 g	4 320 030 00 00 000



MM111 Carbon Grindingsheet

· Size 280 mm × 115 mm

Order No.	Grit	Content	Article No.
mm111	120	10 Stück	4 201 150 01 00 000



WZ160 Hardfoam Spanner

· For spanning foam models

Order No.	Length	Weight	Article No.
WZ160	300 mm	366 g	4 343 040 00 00 000



WZ144 Cosmetic Foam Shaper

- The steel bristles are elastically embedded, combining the advantages of a wire brush with those of conventional sanding carving tools in the shaping process. (thread 5/8")
- For soft cosmetic finishing

Order No.	Diameter	Length	Article No.
WZ144	70 mm	130 mm	4 338 170 00 00 000
WZ144-1	50 mm	130 mm	4 338 170 00 00 050



E-WZ14 Thread adapter 5/8" to M16

- Accessory for WZ144
- Inside thread M16, outside thread 5/8"

Order No.	Article No.
E-WZ14	4 338 180 00 00 000



WZ151 Particle Filter Mask

- Particle class P1, with air discharge valve

Order No.	Content	Article No.
E-WZ151	10 Units	4 341 010 00 00 000



4 Tools

4.4 Tools for Glues

WZ129 Storage Container

- Solvent-proof plastic
- With flat brush



Order No.	Capacity	Article No.
WZ129-2	900 ml	4 335 030 02 00 000

WZ170 Mixing-Pistol

- For cartridges of the +PLUSeries 2 Component Adhesive (exclusive Glue Cartridges)



Order No.	Description	Content	Article No.
WZ170	for 50 ml-cartridge	1 Unit	4 670 010 00 00 050
WZ170-2	for 220 ml-cartridge	1 Unit	4 670 010 00 00 220

E-WZ81 Mixing Nozzles

- For cartridges of the +PLUSeries 2 Component Adhesive




Order No.	Description	Content	Article No.
E-WZ81	for 50 ml-cartridge	6 Units	4 670 019 00 00 050
E-WZ81-1	for 50 ml-cartridge	72 Units	4 670 019 00 72 050
E-WZ81-2	for 220 ml-cartridge	6 Units	4 670 019 00 00 220
E-WZ81-3	for 220 ml-cartridge	72 Units	4 670 019 00 72 220

4.5 Laminating and Thermoforming Tools

Laminating Jig

Facilitates perfect two-channel suction by using a model holding pylon. All pylons with diameters between 8 and 25 mm can be easily clamped into the laminating jig. The laminating jig is directly fixed on the workbench or in the vise.

Can be easily disassembled and cleaned. Version 1 (Ø 100 mm) is especially designed for lamination of upper extremity prosthetics and other small models.



Order No.	Ø in mm	Article No.	Image
WZ155-1	100	4 339 010 00 00 100	1
WZ155-2	130	4 339 010 00 00 130	2



Replacement Parts for Laminating Jig

Order No.	Description	Ø in mm	Thickness in mm	Article No.	Image
E-WZ42	Laminating Jig (basic equipment)	100		4 339 011 01 00 100	1
E-WZ43	Laminating Jig (basic equipment)	130		4 339 011 01 00 130	like 1
E-WZ44	Main Tube for Laminating Jig	36		4 339 011 16 00 000	-
E-WZ45	Vacuum Forming Disk	100	22	4 339 011 02 00 100	2
E-WZ46	Vacuum Forming Disk	130	22	4 339 011 02 00 130	like 2
E-WZ47	Vacuum Forming Disk	100	6	4 339 011 03 00 100	3
E-WZ48	Vacuum Forming Disk	130	6	4 339 011 03 00 130	like 3
E-WZ49	Hose nozzle			4 339 011 04 00 000	4
E-WZ50	Bench-top vise supporter	36		4 339 011 05 00 000	5
E-WZ51	Double-pylon clamp vise, complete			4 339 011 06 00 000	6
E-WZ52	Rubber stopper small			4 339 011 07 00 000	7
E-WZ53	Rubber stopper large			4 339 011 08 00 000	like 7
E-WZ54	Headless screw M8 × 12			4 339 011 09 00 000	8
E-WZ55	Headless screw M12 × 20			4 339 011 10 00 000	9
E-WZ56	Countersunk head screw M5 × 12			4 339 011 11 00 000	10
E-WZ57	Flat-head screw M6 × 25			4 339 011 12 00 000	11
E-WZ58	Clamping ring			4 339 011 13 00 000	12
E-WZ59	Vise supporter	100		4 339 011 14 00 000	13 a
E-WZ60	Vise supporter	130		4 339 011 15 00 000	13 b
E-WZ61	O-Ring for Laminating Jig			4 339 011 17 00 000	-
E-WZ67	Clamping lever for double pylon clamp vise M12 (handle only)			4 340 011 05 00 000	14

4 Tools

4.5 Laminating and Thermoforming Tools


Vacuum Forming System

The vacuum-forming system has been designed for the blister vacuum-forming of transtibial and transfemoral prosthetic positive models.

It consists of a holding frame and two holding frame plates, one for transfemoral (large opening, Ø 320 mm), and one for transtibial prostheses (small opening, Ø 265 mm).



Order No.	Inside dimension in mm	Article No.
WZ156	265 / 320	4 340 010 00 00 000



Order No.	Description	Ø in mm	Article No.	Abbildung
E-WZ62	Holding frame	265 / 320	4 340 011 01 00 000	1
E-WZ63	Vacuum forming disk unit, complete	265 / 320	4 340 011 02 00 000	2
E-WZ64	ipocon Ring	270	4 340 011 03 00 000	3
E-WZ65	Holding frame plate	265	4 340 011 04 00 265	4
E-WZ66	Holding frame plate	320	4 340 011 04 00 320	wie 4
E-WZ50	Bench-top vise supporter	36	4 339 011 05 00 000	5
E-WZ51	Double-pylon clamp vise, complete		4 339 011 06 00 000	6
E-WZ67	Clamping lever for double pylon clamp vise M12 (only handle, with screw)		4 340 011 05 00 000	7
E-WZ68	Supporter for holding frame, 200 mm length		4 340 011 06 00 000	8
E-WZ69	Handle screw for holding frame, 1 pc.		4 340 011 07 00 000	10
E-WZ70	Handle screw for holding frame, 4 pc.		4 340 011 08 00 000	9
E-WZ71	Foot control valve vacuum forming system		4 340 011 09 00 000	11
E-WZ72	Cylinder screw M6 × 14		4 340 011 10 00 000	12
E-WZ73	Disk Ø 10.5		4 340 011 11 00 000	-
E-WZ74	Retrofitting set for vacuum forming disk		4 340 011 12 00 000	-
E-WZ75	Vacuum forming disk, incl. ipocon ring and vertical rod		4 340 011 13 00 000	-
E-WZ76	PE supporter, Ø = 290 mm		4 340 011 14 00 000	-

4.5 Laminating and Thermoforming Tools

WZ157 Oscillating Saw

- Inclusive: 2 saw blades (50 mm and 65 mm) for plastic, 2 wrenches

Order No.	Article No.
WZ157	4 342 019 00 00 000



Blades for WZ157

Order No.	Description	Article No.
E-WZ77	Saw blade Ø 50 mm, for plastics	4 342 019 01 00 050
E-WZ78	Saw blade Ø 65 mm, for plastics	4 342 019 01 00 065
E-WZ79	Saw blade Ø 50 mm, for plaster	4 342 019 02 00 050
E-WZ80	Saw blade Ø 65 mm, for plaster	4 342 019 02 00 065

Please contact us for a customized offer:
Workshop-Furniture, -Machines and -Tools.

Quality and function

Uniprox Headoffice:

Phone +49 36628 66 33 00

Fax +49 36628 66 33 55

E-mail info@uniprox.de

International Customer Service:

Phone +49 36628 66 33 70

Fax +49 36628 66 33 77

A company of the Bauerfeind Group _ www.uniprox.de

Layout and realization by _ WWW.TRENDETZER.EU

Rev. 6-2019-01_490000010000011