



Echelon Range

The Original Hydraulic Ankle

Blatchford 



The Echelon Range

The Echelon range sits at the heart of our pioneering prosthetic philosophy which makes our products so popular with users around the world. Created with a sharp focus on replicating a natural and safe walking experience, each product in the Echelon Range has a characteristic to suit different users and their requirements, providing confidence in every step.



Echelon

For over a decade, the award-winning Echelon hydraulic ankle has been a popular choice for clinicians and their patients around the world. Echelon is a fantastic all-rounder and excels at those everyday activities.



Echelon^{VT}

EchelonVT combines hydraulic ankle technology with a rotation and vertical shock absorption element. It is ideal for higher activity scenarios where energy return is important or where users are likely to twist or change direction quickly.



Echelon^{VAC}

EchelonVAC combines hydraulic ankle technology with an elevated vacuum system for optimal socket technology. EchelonVAC is ideal for those wanting ultimate socket comfort and connection throughout the day.



Echelon^{ER}

EchelonER is our latest hydraulic ankle and has an extended range of ankle movement. It is ideal for more active or more confident users requiring more ground compliance on steep slopes and uneven terrain.

Unique and Proven Echelon Technology

For over a decade, the Echelon range has provided users with clinically proven* technology and is a popular choice worldwide.

- **E-Carbon Foot Spring Technology**

This not only provides excellent energy storing and release properties but also works in harmony with the range of movement in the ankle to provide a natural and comfortable walking experience.

- **Natural Motion and Control**

When walking up slopes, the additional range allows the body to move forward over the foot, reducing energy requirements by making rollover easier. When walking down slopes, the foot complies with the slope without forcing the leg forward, allowing for a more controlled descent.

- **Hydraulic Ankle Technology**

Hydraulic damping and foot springs produce a visco-elastic response that simulates the behaviour of muscles by storing energy and releasing it at the right time. When compared to non-hydraulic ankles*, this technology is clinically proven to provide higher levels of comfort and safety, more natural walking, more balanced limb loading and overall greater patient satisfaction.

*Clinical studies, latest research papers and full references available on our website: <https://www.blatchford.co.uk/prosthetics/professionals/clinical-evidence/>



Echelon's biomimetic design follows the same sequence as the human foot: the hydraulics absorb and dampen energy at heel strike and, unlike elastic or fixed ankles that tend to apply unnatural forces, Echelon allows the tibia to stay in a natural position, while the foot self-aligns to the ground. Energy is then transferred through the carbon springs during tibial progression and returned at just the right time at toe-off.

The absorption of energy and the alignment of natural forces provided by Echelon can help to reduce socket interface pressures, therefore improving comfort for the user and promoting gait and postural symmetry. This can help reduce the risk of falls, preserve musculoskeletal wellbeing and enhance confidence.


Energy Absorption
Hydraulics absorb energy to
minimise tissue stress

Biomimetic Self-alignment
To fine tune joint position for
improved posture, gait symmetry and
reduced socket interface stress

Adjustment and Control
Fine tuned to the user's requirements

Viscoelastic
Spring and damper reduce the rate
of loading, removing force from the
system and therefore the limb

Biomimetic Design



Extensive studies into our biomimetic hydraulic technology have shown that Echelon can provide a number of benefits and improvements to quality of life.

Improved Safety

18% increase in toe clearance¹ reduces the chance of trips and falls.²

Reduction in centre-of-pressure deviation during standing, indicating better balance.⁶



Greater Control and Stability

Increased confidence in walking and negotiating variable terrain.⁴⁻⁷

Smoother motion while walking.⁸⁻⁹



Greater Comfort

60% reduction in socket stress.¹⁰



Balanced Limb Loading

Reduced chance of long term limb disease.¹¹⁻¹²

Reduced contralateral foot plantar-pressure.¹³



Improved Energy Efficiency

11.8% reduction in energy cost on level ground.¹⁴

20.2% reduction in energy cost on slopes.¹⁴



Patient Satisfaction

33.4% increase for bilateral patients.⁶





Echelon



Suitable for submersion

The Original Hydraulic Ankle

For over a decade, the award-winning Echelon has provided users with clinically proven hydraulic technology and remains a popular choice for clinicians and their patients around the world.

Typical Activities and User Suitability

Echelon is ideal for lower and more active users wanting all the benefits of hydraulic technology in a lightweight and versatile package. Echelon would also be suitable for those wishing to progress from our AvalonK2 foot.

Echelon is a fantastic all-rounder and excels at those everyday activities such as shopping, walking the dog on varying terrains or taking public transport to work. Echelon is also there when you need it during more demanding activities or when you want to do more for longer, such as hill walking, riding a bike or gardening.



Features

- Unique and proven Echelon Technology
- Lightweight and waterproof for a versatile package
- Decade of popularity and proven performance
- Suitable for users progressing from lower activity feet





“With Echelon I don’t need to worry about what terrain I’ll encounter when I’m out and about, I’m confident that I can cope with anything I come across.”

Elaine, Echelon wearer

Echelon^{ER}



Extended Range of Movement

Our latest hydraulic ankle, EchelonER broadens the Echelon Range by combining all the unique features and award-winning technology of Echelon with an extended range of ankle movement. Featuring an all new robust and waterproof design, the extended range provides users with even more ground compliance on steep slopes and uneven terrain. Combined with improved accommodation of heel height, users have more flexibility with footwear choice and a seamless transition to barefoot walking is possible.

Typical Activities and User Suitability


EchelonER is ideal for more active or more confident users wanting all the benefits of hydraulic technology but requiring an extended range of movement for steeper slopes and a robust design for more demanding activities. EchelonER is therefore perfect for those that enjoy using the standard Echelon and have a good level of confidence and control but require that added range of movement.

EchelonER is ideal for those everyday activities such as shopping and walking the dog but also when you need added confidence for those more demanding activities, such as hiking.



Features

- Unique and proven Echelon Technology
- Increased range of movement – 25° compared to Echelon's 9°
- Improved flexibility of footwear choice and the option of barefoot walking
- Robust and waterproof design





“It just works.
It matches my real
foot, whatever I happen
to be doing whether it’s
standing, walking,
sitting, kneeling.”

Adria, EchelonER wearer

Echelon^{VT}



Rotation and Vertical Shock Absorption

EchelonVT combines Echelon Technology with a rotation and vertical shock absorption component which is designed to reduce the forces exerted on the residual limb. This allows the twisting forces to be absorbed by the ankle rather than be transmitted to the socket interface.

EchelonVT is ideal for higher activity users wanting all the benefits of hydraulic technology but requiring a system that provides greater energy return, shock absorption and generally a more dynamic and livelier feel.

Typical Activities and User Suitability

EchelonVT excels in higher activity scenarios where energy return is important or where users are likely to twist or change direction quickly. It is therefore ideal for those wishing to play golf, go hiking, rock climb or even for activities at work, such as painting and decorating.



Features

- Unique and proven Echelon Technology
- Rotation and vertical shock absorption
- Greater energy return
- More dynamic and livelier feel





“Throughout a busy day, EchelonVT allows me to concentrate more on my activities rather than worry about whether my foot is up to the job.”

Lee, EchelonVT wearer

Echelon^{VAC}



Integrated Elevated Vacuum

EchelonVAC combines Echelon Technology with an elevated vacuum system for optimal socket connection.

With each step, the user presses their weight into the prosthesis, initially expelling air through a one-way valve. Simultaneously the ankle plantarflexes, actively drawing air out of the socket. This air is held in the vacuum chamber and expelled through a secondary one-way valve as the tibia progresses and the ankle dorsiflexes. The elevated vacuum reduces relative movement¹⁵⁻¹⁶ and helps to maintain limb volume¹⁶, improving proprioception and control of the prosthesis.

Typical Activities and User Suitability

EchelonVAC is ideal for medium to high activity users wanting all the benefits of hydraulic technology but requiring a system that provides ultimate socket comfort and connection throughout the day.

For users that may experience skin irritation, EchelonVAC offers a suitable solution and is designed to promote healthier residuum tissue¹⁷ which allows wounds to heal on the residual limb¹⁸.



Features

- Unique and proven Echelon Technology
- Vacuum system for ultimate socket connection throughout the day
- Designed to promote healthier residuum tissue
- No power required, quiet gentle operation





“As an amputee, I think vacuum is one of the most important things for me that helps with the feel and the comfort of the socket.”

Charlie, EchelonVAC wearer

Echelon Range Guide

Product	Echelon	EchelonER	EchelonVT	EchelonVAC
Max User Weight	125kg	125kg	125kg	125kg
Activity Level	3	3	3	3
Size Range	22-30cm	22-30cm	22-30cm	22-30cm
Narrow Option	25-27cm	22-27cm	25-27cm	25-27cm
Wide Option	25-27cm	25-30cm	25-27cm	25-27cm
Component Weight†	688g	770g	855g	700g
Build Height	Sizes 22-24 - 115mm Sizes 25-26 - 120mm Sizes 27-30 - 125mm	Sizes 22-24 - 142mm Sizes 25-26 - 147mm Sizes 27-30 - 152mm	Sizes 22-24 - 168mm Sizes 25-26 - 173mm Sizes 27-30 - 178mm	Sizes 22-24 - 121mm Sizes 25-26 - 126mm Sizes 27-30 - 131mm
Heel Height	10mm	10mm	10mm	10mm
Range of Movement	9° (3° DF/6° PF)	25° (6° DF/19° PF)	9° (3° DF/6° PF)	9° (3° DF/6° PF)
Waterproof	Yes	Yes	No	No
Weatherproof	Yes	Yes	Yes	Yes
Sandal Toe	Yes	Yes	Yes	Yes
Warranty*	36 Months	36 Months	36 Months	36 Months
Vacuum System	No	No	No	Yes
Rotation/Vertical Shock Absorption	No	No	Yes	No
Part Number	EC	ECER	ECVT	EVAC

†without Footshell + size 26cm. *Foot shell 12 months, glide sock 3 months.

Spring Selection Guide

Activity Level 2 and 4* users who would benefit from this foot will require softer or stiffer springs as appropriate for the individual.

Spring set recommendations are for trans-tibial users. For trans-femoral we suggest selecting a spring set one level lower.

Activity

3

User Weight

44-52	53-59	60-68	69-77	78-88	89-100	101-116	117-125	kg
100-115	116-130	131-150	151-170	171-195	196-220	221-255	256-275	lbs

1	2	3	4	5	6	7	8	Foot spring set
•		••		•••		••••		◀ Axial shock spring rate indicated as shown***
1		2		3		4		◀ Axial spring***



*Maximum user weight 100 kg and always use one higher spring rate category than shown in Spring selection table. *** Applicable for EchelonVT only.

†Component weight shown is for a size 26cm without foot shell.

Specifications

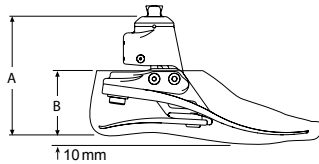
Echelon

Max. User Weight: 125kg
 Activity Level: (2), 3, (4*)
 Size Range: 22cm-30cm
 Component Weight: 688g[†]

Order Example

Product Code	Size	Side	Width**	Spring Set	Sandal Toe
EC	25	L	N	3	S

**Narrow (N) and Wide (W) available for sizes 25-27 only. For dark tone add suffix D.
 Example: foot size 25, left, narrow, spring rating 3, sandal toe.



Build Height

Size	A	Size	B
22-24	115mm	22-26	65mm
25-26	120mm	27-28	70mm
27-30	125mm	29-30	75mm

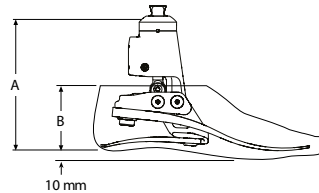
Echelon^{ER}

Max. User Weight: 125kg
 Activity Level: (2), 3, (4*)
 Size Range: 22cm-30cm
 Component Weight: 770g[†]

Order Example

Product Code	Size	Side	Width**	Spring Set	Sandal Toe
ECER	25	L	N	3	S

**Narrow (N) and Wide (W) available for sizes 25-27 only. For dark tone add suffix D.
 Example: foot size 25, left, narrow, spring rating 5, axial spring 3, sandal toe



Build Height

Size	A	Size	B
22-24	142mm	22-26	65mm
25-26	147mm	27-28	70mm
27-30	152mm	29-30	75mm

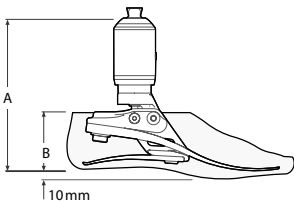
Echelon^{VT}

Max. User Weight: 125kg
 Activity Level: (2), 3, (4*)
 Size Range: 22cm-30cm
 Component Weight: 855g[†]

Order Example

Product Code	Size	Side	Width**	Spring Set	Axial Spring	Sandal Toe
ECVT	25	L	N	5	3	S

**Narrow (N) and Wide (W) available for sizes 25-27 only. For dark tone add suffix D.
 Example: foot size 25, left, narrow, spring rating 5, axial spring 3, sandal toe



Build Height

Size	A	Size	B
22-24	168mm	22-26	65mm
25-26	173mm	27-28	70mm
27-30	178mm	29-30	75mm

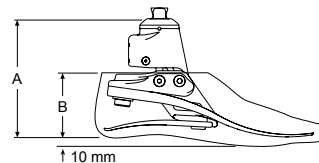
Echelon^{VAC}

Max. User Weight: 125kg
 Activity Level: (2), 3, (4*)
 Size Range: 22cm-30cm
 Component Weight: 700g[†]

Order Example

Product Code	Size	Side	Width**	Spring Set	Sandal Toe
EVAC	25	L	N	3	S

**Narrow (N) and Wide (W) available for sizes 25-27 only. For dark tone add suffix D.
 Example: foot size 25, left, narrow, spring rating 3, sandal toe.



Build Height

Size	A	Size	B
22-24	121mm	22-26	65mm
25-26	126mm	27-28	70mm
27-30	131mm	29-30	75mm



References

1. Johnson L, De Asha AR, Munjal R, et al. Toe clearance when walking in people with unilateral transtibial amputation: effects of passive hydraulic ankle. *J Rehabil Res Dev* 2014; 51: 429.
2. Riveras M, Ravera E, Ewins D, Shaheen AF, Catalfamo-Formento P. Minimum toe clearance and tripping probability in people with unilateral transtibial amputation walking on ramps with different prosthetic designs. *Gait & Posture*. 2020 Sep 1;81:41-8.
3. McGrath M, Laszczak P, Zahedi S, et al. Microprocessor knees with “standing support” and articulating, hydraulic ankles improve balance control and inter-limb loading during quiet standing. *J Rehabil Assist Technol Eng* 2018; 5: 2055668318795396.
4. Bai X, Ewins D, Crocombe AD, et al. Kinematic and biomimetic assessment of a hydraulic ankle/foot in level ground and camber walking. *PLOS ONE* 2017; 12: e0180836.
5. Struchkov V, Buckley JG. Biomechanics of ramp descent in unilateral trans-tibial amputees: Comparison of a microprocessor controlled foot with conventional ankle-foot mechanisms. *Clin Biomech* 2016; 32: 164–170.
6. Sedki I, Moore R. Patient evaluation of the Echelon foot using the Seattle Prosthesis Evaluation Questionnaire. *Prosthet Orthot Int* 2013; 37: 250–254.
7. Bai X, Ewins D, Crocombe AD, et al. A biomechanical assessment of hydraulic ankle-foot devices with and without micro-processor control during slope ambulation in trans-femoral amputees. *PLOS ONE* 2018; 13: e0205093.
8. De Asha AR, Munjal R, Kulkarni J, et al. Impact on the biomechanics of overground gait of using an ‘Echelon’hydraulic ankle-foot device in unilateral trans-tibial and trans-femoral amputees. *Clin Biomech* 2014; 29: 728–734.
9. De Asha AR, Johnson L, Munjal R, et al. Attenuation of centre-of-pressure trajectory fluctuations under the prosthetic foot when using an articulating hydraulic ankle attachment compared to fixed attachment. *Clin Biomech* 2013; 28: 218–224.
10. Portnoy S, Kristal A, Gefen A, et al. Outdoor dynamic subject-specific evaluation of internal stresses in the residual limb: hydraulic energy-stored prosthetic foot compared to conventional energy-stored prosthetic feet. *Gait Posture* 2012; 35: 121–125.
11. Moore R. Effect on Stance Phase Timing Asymmetry in Individuals with Amputation Using Hydraulic Ankle Units. *JPO J Prosthet Orthot* 2016; 28: 44–48.
12. De Asha AR, Munjal R, Kulkarni J, et al. Walking speed related joint kinetic alterations in trans-tibial amputees: impact of hydraulic ‘ankle’ damping. *J Neuroengineering Rehabil* 2013; 10: 1.
13. Moore R. Effect of a Prosthetic Foot with a Hydraulic Ankle Unit on the Contralateral Foot Peak Plantar Pressures in Individuals with Unilateral Amputation. *JPO J Prosthet Orthot* 2018; 30: 165–70.
14. Askew GN, McFarlane LA, Minetti AE, et al. Energy cost of ambulation in trans-tibial amputees using a dynamic-response foot with hydraulic versus rigid ‘ankle’: insights from body centre of mass dynamics. *J NeuroEngineering Rehabil* 2019; 16: 39.
15. Klute GK, Berge JS, Biggs W, et al. Vacuum-assisted socket suspension compared with pin suspension for lower extremity amputees: effect on fit, activity, and limb volume. *Arch Phys Med Rehabil* 2011; 92: 1570–1575.
16. Board WJ, Street GM, Caspers C. A comparison of trans-tibial amputee suction and vacuum socket conditions. *Prosthet Orthot Int* 2001; 25: 202–209.
17. Rink C, Wernke MM, Powell HM, et al. Elevated vacuum suspension preserves residual-limb skin health in people with lower-limb amputation: Randomized clinical trial. *J Rehabil Res Dev* 2016; 53: 1121–1132.
18. Hoskins RD, Sutton EE, Kinor D, et al. Using vacuum-assisted suspension to manage residual limb wounds in persons with transtibial amputation: a case series. *Prosthet Orthot Int* 2014; 38: 68–74.

Clinical studies, latest research papers and full references available on our website: <https://www.blatchford.co.uk/prosthetics/ professionals/clinical-evidence/>

Patents: US8308815, GB2536056, EP2124843 App, EP2124842 App, US8574312, US7985265, US8740991, US8641780, JP5336386, JP5560045, WO 2007/054736, WO 2008/071975, WO 2008/103917



An annual visual inspection is recommended. Check for visual defects that may affect proper function. Maintenance must be carried out by competent personnel. Before carrying out any new activities of daily living, please check with your clinician whether specific training is required.

+44 (0) 1256 316600 | customer.service@blatchford.co.uk
Blatchford Products Limited, Unit D Antura, Kingsland Business Park,
Basingstoke, RG24 8PZ, United Kingdom.

@blatchfordgrp | blatchford.co.uk

705802699 Iss1 09/20. Information correct at time of print.

Blatchford